


How to use time interpolation in the preCICE tutorials


preCICE Workshop 2024, Stuttgart

Benjamin Rodenberg

September 25, 2024

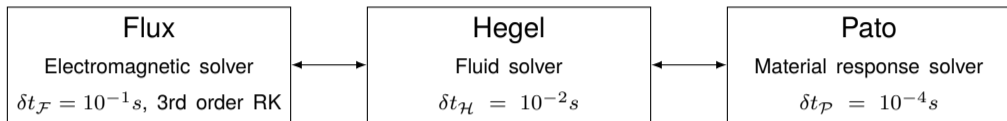


Partitioned solver for inductively coupled plasma wind tunnels



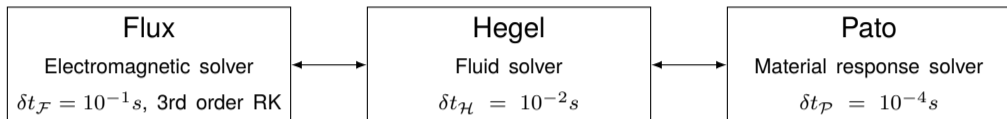
By North American Rockwell, Public Domain, <https://commons.wikimedia.org/w/index.php?curid=2466251>

Partitioned solver for inductively coupled plasma wind tunnels



Setup from *Alessandro Munafò, et al. A Multi-Physics Modeling Framework for Inductively Coupled Plasma Wind Tunnels. 2022. <https://doi.org/10.2514/6.2022-1011> (Skipping Plato solver)*

Partitioned solver for inductively coupled plasma wind tunnels



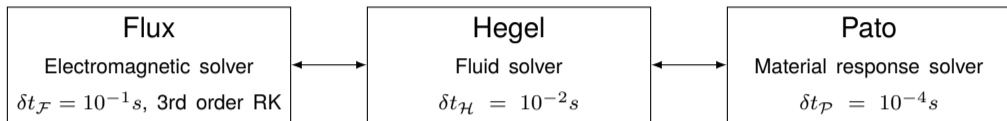
Setup from *Alessandro Munafò, et al. A Multi-Physics Modeling Framework for Inductively Coupled Plasma Wind Tunnels. 2022. <https://doi.org/10.2514/6.2022-1011> (Skipping Plato solver)*

Subcycling & multirate

Time **window** size: $\Delta t = 10^{-2}s$

Time **step** size: $\delta t_{\mathcal{F}} \neq \delta t_{\mathcal{H}} \neq \delta t_{\mathcal{P}}$

Partitioned solver for inductively coupled plasma wind tunnels



Setup from *Alessandro Munafò, et al. A Multi-Physics Modeling Framework for Inductively Coupled Plasma Wind Tunnels. 2022. <https://doi.org/10.2514/6.2022-1011>* (Skipping Plato solver)

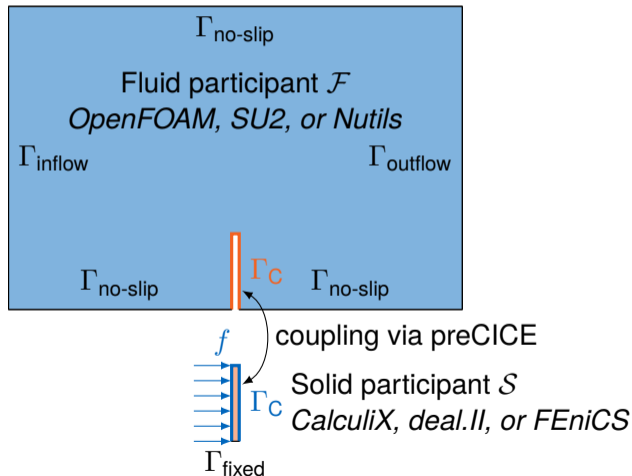
Subcycling & multirate

Time **window** size: $\Delta t = 10^{-2}s$, we compute N time windows

Time **step** size: $\delta t_{\mathcal{F}} \neq \delta t_{\mathcal{H}} \neq \delta t_{\mathcal{P}}$, we do S time steps s.th. $S_i \delta t_i = \Delta t$

- 1 Prototype: Perpendicular flap
- 2 Black-box subcycling
- 3 Time interpolation feature
- 4 Tutorials overview
 - `tutorials/oscillator`
 - `tutorials/partitioned-heat-conduction`
 - `tutorials/resonant-circuit`
 - `tutorials/perpendicular-flap`

Prototype: Perpendicular flap

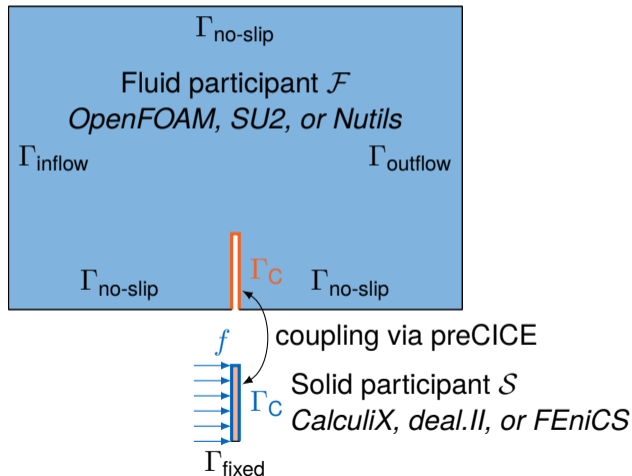


Divide

Conquer

Combine

Prototype: Perpendicular flap



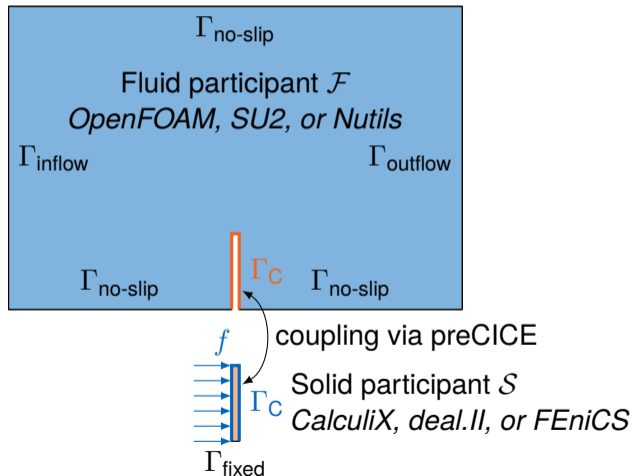
Divide

- OpenFOAM \neq FEniCS
- Dirichlet-Neumann
 (= black box)

Conquer

Combine

Prototype: Perpendicular flap



Divide

Conquer

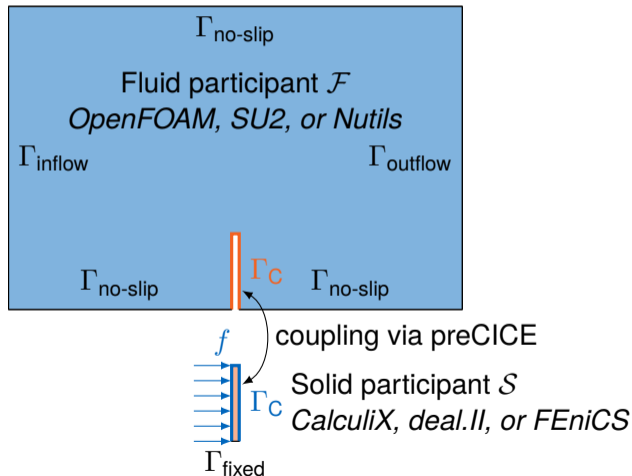
- Fluid: $\mathcal{F}(d) = f$
- Solid: $\mathcal{S}(f) = d$

Boundary response maps

(= Poincaré-Steklov operator)

Combine

Prototype: Perpendicular flap



Divide

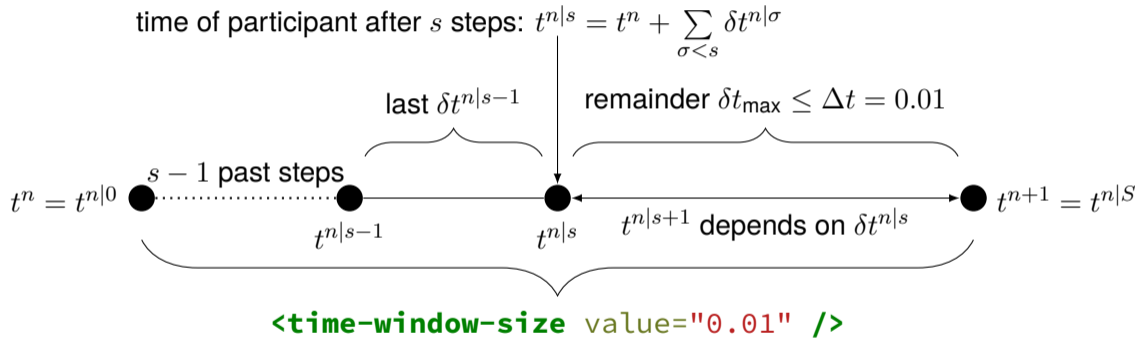
Conquer

Combine

- $\mathcal{F}(\mathcal{S}(f^k)) = \tilde{f}^k$
- $\tilde{f}^k \xrightarrow{\mathcal{A}} f^{k+1}$

Picard iteration + acceleration
(implicit/tight/two-way coupling)

Black-box subcycling



Superspontaneous slide

What is `<time-window-size method="first-participant">`?

Participant \mathcal{F} : calls `advance(first_dt)`

↓
Only in serial coupling!

Participant \mathcal{S} : `get_max_timestep_size() == first_dt`

Superspontaneous slide

What is `<time-window-size method="first-participant">`?

Participant \mathcal{F} : calls `advance(first_dt)`

↓
Only in serial coupling!

Participant \mathcal{S} : `get_max_timestep_size() == first_dt`

Quiz: What does `get_max_timestep_size()` return for \mathcal{F} ?

Black-box subcycling

```

participant = precice.Participant("Fluid", "precice-config.xml")
u, t = init() # initial velocity field  $u^0$  at time  $t^0$ 

while participant.is_coupling_ongoing():
    # checkpointing
    ...
    solver_dt = check_CFL_condition(u) # use adaptive time stepping
    precice_dt = participant.get_max_time_step_size() #  $\delta t_{max} \leq \Delta t = 0.01$ , time window size
    dt = np.min([precice_dt, solver_dt]) #  $\delta t_{\mathcal{F}}$  for this time step

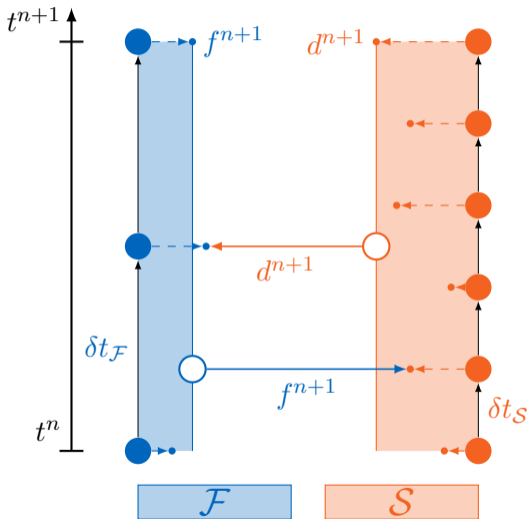
    # perform time step
    d = participant.read_data("Displ")
    u, t = solve(u, t, d, dt)
    f = compute_forces(u)
    participant.write_data(f, "Force")

    # conclude time step
    participant.advance(dt) # blocking at end of window

```

preCICE v2: single-value coupling

```
<data:vector name="Force" />
<data:vector name="Displ" />
...
<coupling-scheme:serial-implicit>
  <participants first="Fluid" second="Solid" />
  <exchange
    data="Force"
    from="Fluid"
    to="Solid" />
  <exchange
    data="Displ"
    from="Solid"
    to="Fluid" />
  ...
</coupling-scheme:serial-implicit>
```

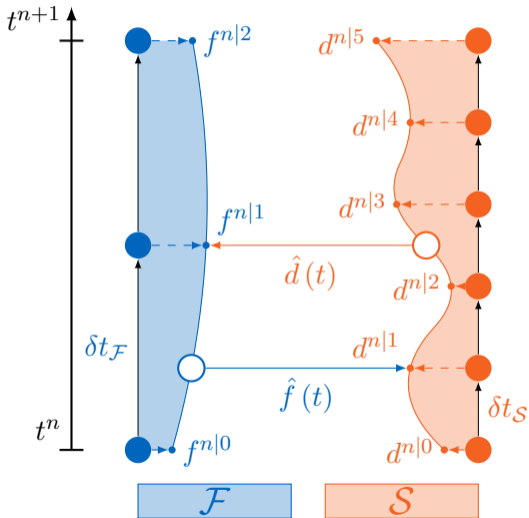


preCICE v3: waveform iteration

$$\mathcal{F}(\mathcal{S}(f^k)) \stackrel{+\mathcal{A}}{=} f^{k+1}$$

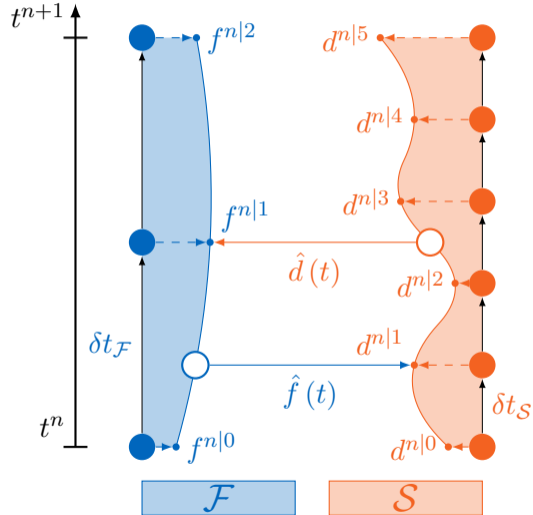
upgrade to preCICE v3

$$\mathcal{F}(\mathcal{S}(\hat{f}(t)^k)) \stackrel{+\mathcal{A}+\mathcal{I}}{=} \hat{f}(t)^{k+1}$$



preCICE v3: waveform iteration

```
<data:vector name="Force" waveform-degree="2" />
<data:vector name="Displ" waveform-degree="3" />
...
<coupling-scheme:serial-implicit>
  <participants first="Fluid" second="Solid" />
  <exchange
    data="Force"
    from="Fluid"
    to="Solid"
    substeps="true" />
  <exchange
    data="Displ"
    from="Solid"
    to="Fluid"
    substeps="true" />
  ...
</coupling-scheme:serial-implicit>
```



Black-box subcycling + waveform iteration

```
participant = precice.Participant("Fluid", "precice-config.xml")
u, t = init() # initial velocity field  $u^0$  at time  $t^0$ 

while participant.is_coupling_ongoing():
    # checkpointing
    ...
    solver_dt = check_CFL_condition(u) # use adaptive time stepping
    precice_dt = participant.get_max_time_step_size() #  $\delta t_{max} \leq \Delta t = 0.01$ , time window size
    dt = np.min([precice_dt, solver_dt]) #  $\delta t_{\mathcal{F}}$  for this time step

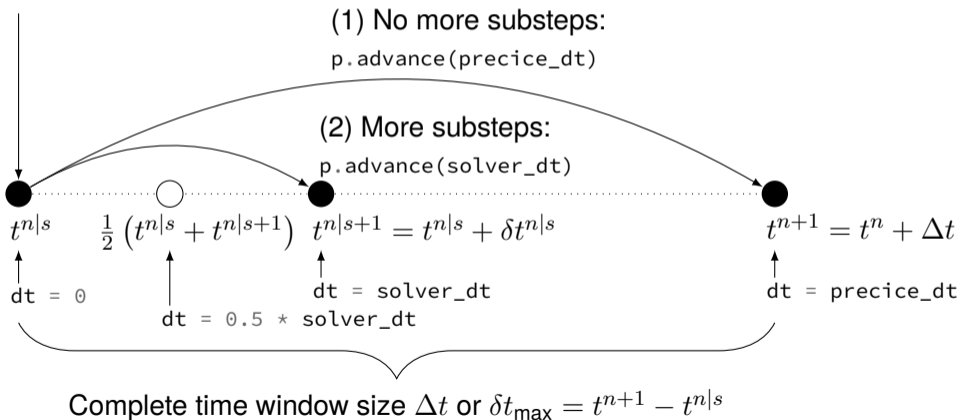
    # perform time step
    d = participant.read_data("Displ", dt) # <-- reads from waveform  $dt \in [0, \delta t_{max}]$ 
    u, t = solve(u, t, d, dt)
    f = compute_forces(u)
    participant.write_data(f, "Force")

    # conclude time step
    participant.advance(dt) # <-- buffers substeps
```

Intermediate summary in a figure

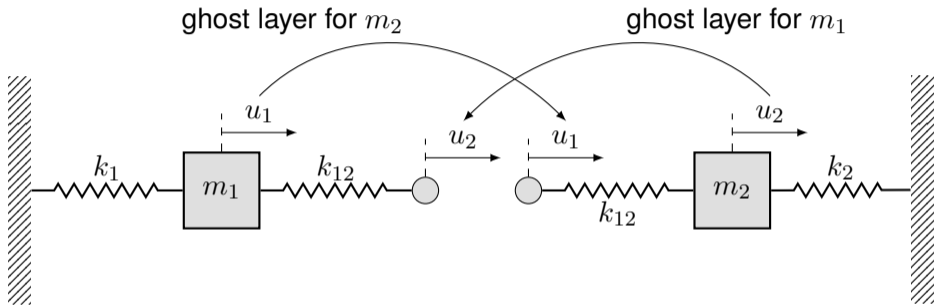
Read interpolated data at current time $t = t^{n|s}$:

```
p.read_data(relative_read_time=dt)
```



Tutorials overview

- `tutorials/oscillator` (Higher-order & multirate ODE)
- `tutorials/partitioned-heat-equation` (Higher-order PDE)
- `tutorials/resonant-circuit` (use adaptive `solve_ivp` from `scipy.integrate`)
- `tutorials/perpendicular-flap` (Subcycling PDE)



ODE System for m_i :

$$g(t, x) = \frac{d}{dt} \begin{bmatrix} u_i \\ \dot{u}_i \end{bmatrix} = \begin{bmatrix} 0 & 1 \\ -\frac{k_i}{m_i} & 0 \end{bmatrix} \cdot \begin{bmatrix} u_i \\ \dot{u}_i \end{bmatrix} + \begin{bmatrix} 0 \\ F_{ij}(t) \end{bmatrix} \rightarrow g(t, x) = \dot{x} = Ax + f(t)$$

solver-python/oscillator.py

```
precice_dt = participant.get_max_time_step_size()
dt = np.min([precice_dt, my_dt])
def f(t): return participant.read_data(t)
u_new, v_new, a_new = time_stepper.do_step(u, v, a, f, dt)
```

Classic Runge-Kutta method (RK4)

Right-hand side:

$$\dot{x} = g(t, x), \text{ given } t^n, x^n$$

Butcher tableau:

$$\begin{array}{c|ccc} c & A & & \\ \hline & 0 & & \\ & 1/2 & 1/2 & \\ & 1/2 & 0 & 1/2 \\ & 1 & 0 & 0 & 1 \\ \hline & & 1/6 & 1/3 & 1/3 & 1/6 \end{array} \rightarrow$$

Stages:

$$k_1 = g(t^n, x^n)$$

$$k_2 = g(t^n + 1/2\Delta t, x^n + 1/2\Delta t k_1)$$

$$k_3 = g(t^n + 1/2\Delta t, x^n + 1/2\Delta t k_2)$$

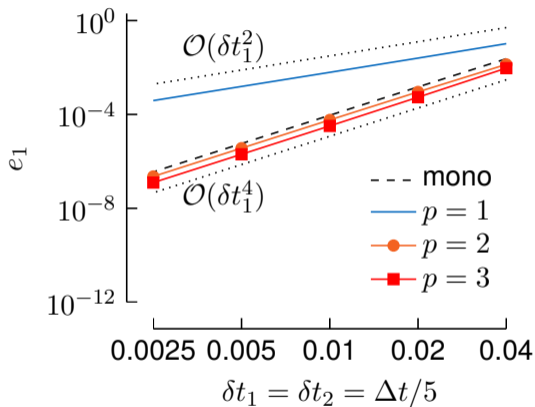
$$k_4 = g(t^n + \Delta t, x^n + \Delta t k_3)$$

Update:

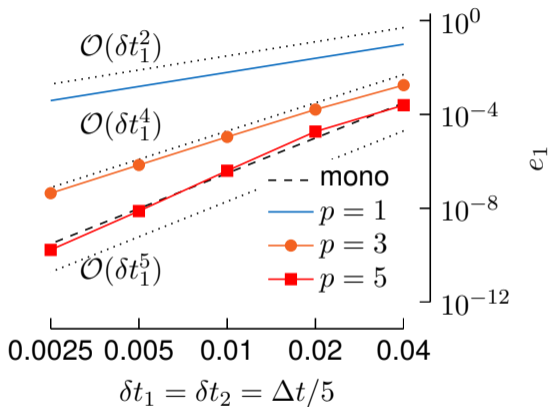
$$x^{n+1} = x^n + \delta t \sum_{i=1}^{s=4} b_i k_i$$

solver-python/timeSteppers.py

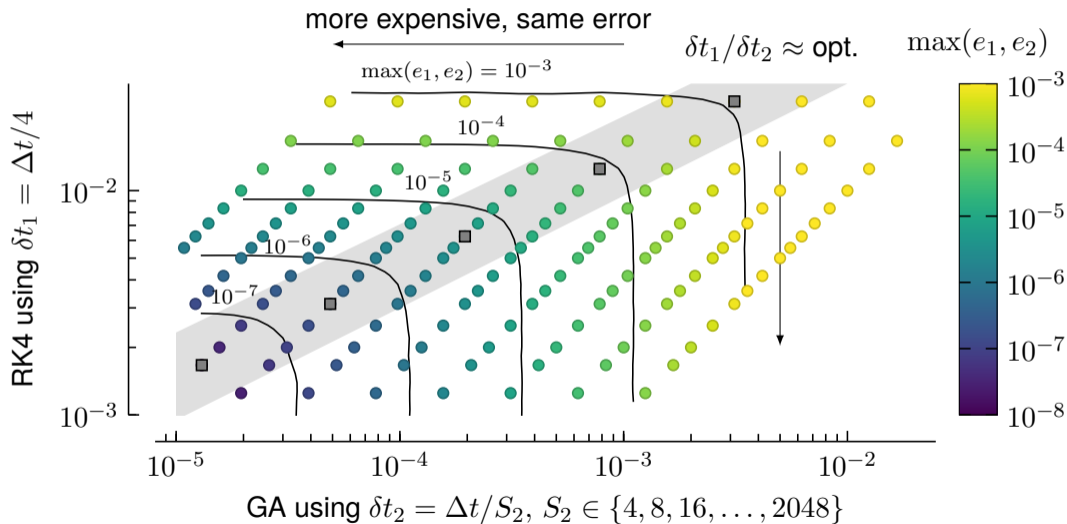
```
def do_step(self, u0: float, v0: float, a0: float, f: Callable[[float], float],  
↳ dt: float) -> Tuple[float, float, float]:  
    k = 4 * [None] # store stages in list  
  
    x0 = np.array([u0, v0])  
    def g(t, x): return self.ode_system.dot(x) + np.array([0, f(t)])  
  
    k[0] = g(self.c[0] * dt, x0)  
    k[1] = g(self.c[1] * dt, x0 + self.a[1, 0] * k[0] * dt)  
    k[2] = g(self.c[2] * dt, x0 + self.a[2, 1] * k[1] * dt)  
    k[3] = g(self.c[3] * dt, x0 + self.a[3, 2] * k[2] * dt)  
  
    x1 = x0 + dt * sum(b_i * k_i for k_i, b_i in zip(k, self.b))  
  
    return x1[0], x1[1], g(dt, x1)[1]
```

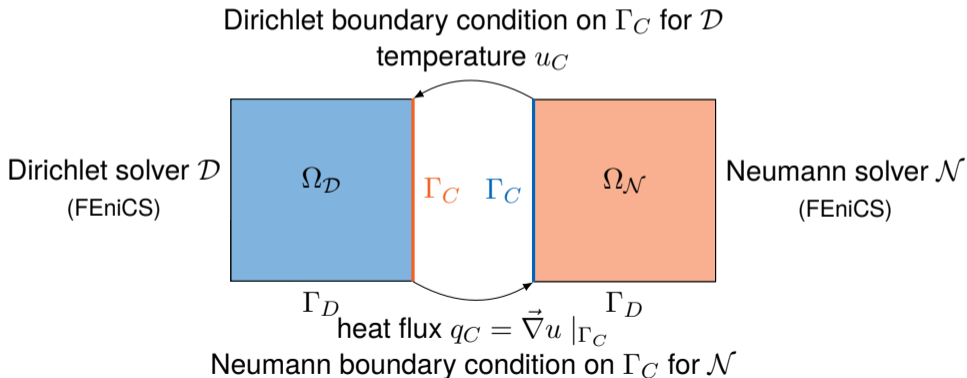
RK4

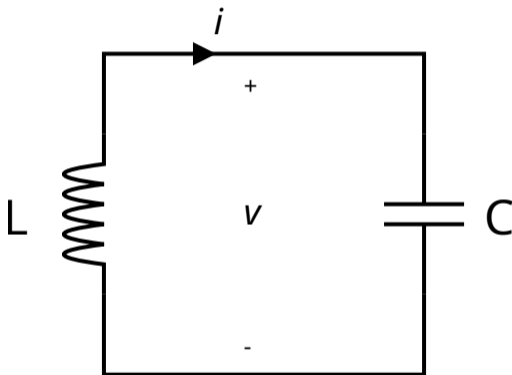


Radau IIA



Similar for PDE: `tutorials/blob/develop/partitioned-heat-conduction/solver-fenics/heatHigherOrder.py`. See Niklas Vinnitchenko. (2024). *Evaluation of Higher-Order Coupling Schemes with FEniCS-preCICE*. Bachelor's thesis. <https://mediatum.ub.tum.de/1732367>





coil-python/capacitor.py

```
from scipy.integrate import solve_ivp

def f(t,y): # Time derivative of U
    I = participant.read_data(t)
    return -I / C

while participant.is_coupling_ongoing():
    ret = solve_ivp(f, [0, dt], U0, method="RK4", dense_output=True, tol=1e-12)
    ts = ret.t
    dense_output = ret.sol

    for i in range(len(ts)):
        U = dense_output((i + 1) * dt / len(ts))
        participant.write_data(np.array(U))
        participant.advance(dt / len(ts))
```

Generalized α scheme

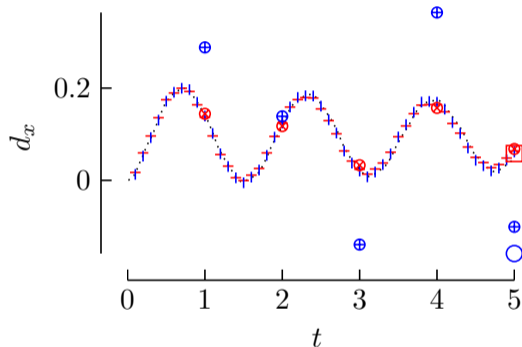
Solve elasticity equation:

$$M\ddot{u}^{n+1-\alpha_m} + Ku^{n+1-\alpha_f} = F(t^{n+1-\alpha_f})$$

solid-fenics/solid.py

```
read_data = precice.read_data((1 - float(alpha_f)) * dt)
```

See *Jeremy Bleyer. (2018). Numerical Tours of Computational Mechanics with FEniCS. Zenodo.*
<https://doi.org/10.5281/zenodo.1287832> for details on FEniCS structure solver.



	Δt	$\delta t_{\mathcal{F}} = \delta t_{\mathcal{S}}$	substeps
.....	0.01	0.01	irrelevant
	0.1	0.01	"false"
-	0.1	0.01	"true"
⊕	1	0.01	"false"
⊗	1	0.01	"true"
○	5	0.01	"false"
□	5	0.01	"true"

Experimental QN <https://github.com/precice/precice/pull/2005> (Niklas Kotarsky)

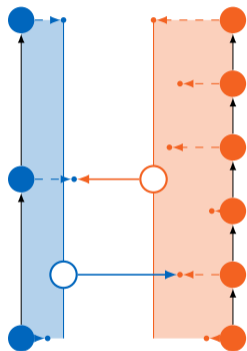
Summary

- Stable API for time interpolation
- Supports higher-order & multirate time stepping
- Tutorials illustrate usage
- **You now know where to look for examples**

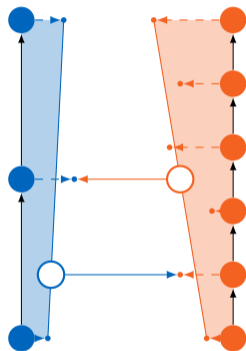
Outlook (a.k.a. what will happen tomorrow after lunch)

- Quasi-Newton (substeps="true") & adaptivity → Niklas Kotarsky
- Magneto-thermal application & adaptive black-box time stepping → Michael Wiesheu

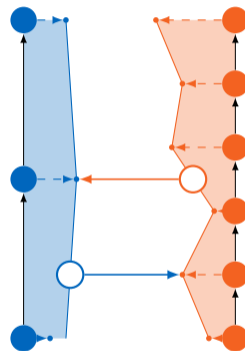
Bringing waveforms to preCICE



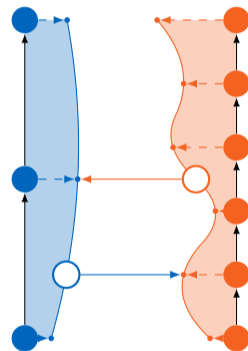
v1.0



v2.4



v3.0



v3.0