


## preCICE v2.0 and beyond

Technical University of Munich  
Department of Informatics  
Chair for Scientific Computing  
Frédéric Simonis  
17.02.2020



## preCICE v2.0

### Features

- Two-level Initialization
- Faster Initialization
- XML Reference
- Unified Configuration

### Usability

- Simplified API and Configuration
- Clarified Naming
- Config Visualizer

### Building and Packaging

- xSDK Member
- Repository Restructure
- External Bindings
- Improved Building

## Two-level Initialization

- No mesh gather on master
- Allows for larger meshes
- Does not yet cover all corner-cases
- Enable using

```
<m2n use-two-level-init="on">
```

**Today 18:00**, Two-Level parallel initialization in preCICE, Amin Totounferoush

## Further Improved Initialization Times

- Improved Nearest-Projection for common cases
- Fewer allocations
- Reduced memory footprint
- Locality speeds-up mesh operations
- Speed-up of computational part  $\approx 2$

# XML Reference

- Now actually readable!
- Including examples
- Visit the Wiki:  
[precice/wiki/XML-Reference](https://www.precice.org/wiki/XML-Reference)
- Generate it yourself:  
`binprecice md > ref.md`

## mesh

Surface mesh consisting of vertices and (optional) of edges and triangles (only in 3D). The vertices of a mesh can carry data, configured by tag . The mesh coordinates have to be defined by a participant (see tag ).

Example:

```
<mesh name="{string}" flip-normals="0">
  <use-data name="{string}"/>
</mesh>
```

Attribute	Type	Description	Default	Options
name	string	Unique name for the mesh.	<i>none</i>	none
flip-normals	boolean	Flips mesh normal vector directions.	0	none

Valid Subtags:

- `use-data 0..*`

## Unified Configuration

One configuration for parallel and serial:

- Implied `<master:mpi-single>` tag
- `<mapping:rbf>` selects PETSc-variant when needed
- `<m2n distribution-type="point-to-point">` no longer required

No need to switch configs!

## Simplified API

```
SolverInterface interface(solverName, commRank, commSize);  
interface.configure(configFileName);  
// ...  
interface.initialize(configFileName);
```

```
SolverInterface interface(solverName, configFileName, commRank, commSize);  
// ...  
interface.initialize(configFileName);
```

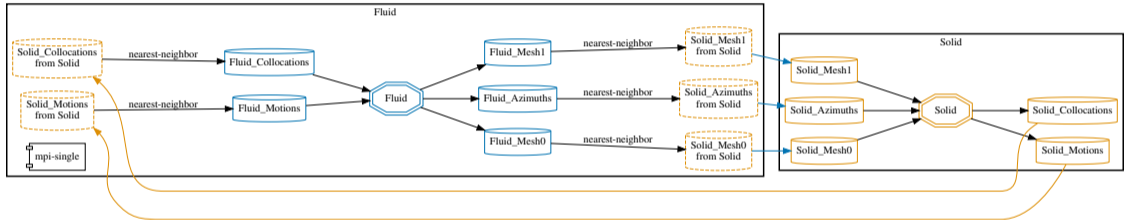
## Clarified Naming

Renamed:

- `<post-processing>` to `<acceleration>`
- “timestep” to “time window” in interface and config
- “fulfilledAction” to “markActionFulfilled”
- `<use-mesh geometric-filter="...">` options to contain actor



# Config Visualizer



precice/config-visualizer

## xSDK Member Since 0.5.0

```
$ spack install precice
```

```
$ spack install xsdk
```

```
$ spack load precice
```



## Improved Building and Testing

- Defaults to Debug build
- C++11 library check for Intel Compiler users
- Restructured and clarified output
- Grouped tests by component

## Clarified CMake Variables

Prefixed and expressive

- `PRECICE_MPICommunication`
- `PRECICE_PETScMapping`
- `PRECICE_PythonActions`
- `PRECICE_ENABLE_C`
- `PRECICE_ENABLE_FORTRAN`

Name	Value
› Ungrouped Entries	
› Boost	
› CMAKE	
› NumPy	
› PETSC	
▼ PRECICE	
PRECICE_ALWAYS_VALIDATE_LIBS	<input type="checkbox"/>
PRECICE_CTEST_MPI_FLAGS	
PRECICE_ENABLE_C	<input checked="" type="checkbox"/>
PRECICE_ENABLE_FORTRAN	<input checked="" type="checkbox"/>
PRECICE_InstallTest	<input type="checkbox"/>
PRECICE_MPICommunication	<input checked="" type="checkbox"/>
PRECICE_PETScMapping	<input type="checkbox"/>
PRECICE_Packages	<input type="checkbox"/>
PRECICE_PythonActions	<input checked="" type="checkbox"/>
PRECICE_TEST_TIMEOUT_LONG	180
PRECICE_TEST_TIMEOUT_SHORT	20
PRECICE_VALIDATE_Eigen_SUCCESS	<input checked="" type="checkbox"/>
PRECICE_VALIDATE_JSON_SUCCESS	<input checked="" type="checkbox"/>
PRECICE_VALIDATE_LibPython_SUCCESS	<input checked="" type="checkbox"/>
PRECICE_VALIDATE_LibXml2_SUCCESS	<input checked="" type="checkbox"/>
PRECICE_VALIDATE_NumPy_SUCCESS	<input checked="" type="checkbox"/>
PRECICE_VALIDATE_Prettyprint_SUCCESS	<input checked="" type="checkbox"/>

## Restructured Repository

The Pitchfork Layout (PFL)

*Colby Pike vectorofbool@gmail.com*

`examples/` contain solverdummy *installed*

`extras/` contain user tools

`tools/` contain developer tools

```
$ pwd
/home/fsimonis/sd

$ cmake /usr/share/precice/examples/solverdummies/cpp
-- The CXX compiler identification is Clang 9.0.0
...
-- Found Threads: TRUE
-- Configuring done
-- Generating done
-- Build files have been written to: /home/fsimonis/sd

$ make
[ 50%] Building CXX object
↳ CMakeFiles/solverdummy.dir/solverdummy.cpp.o
[100%] Linking CXX executable solverdummy
[100%] Built target solverdummy
```

## Restructured Bindings

C/Fortran native, no change

Fortran 2003 `precice/fortran-module`

`pyprecice` `precice/python-bindings`

Official release!

```
pip install --user pyprecice
```

Matlab `precice/matlab-bindings`

New bindings!

- Including documentation
- Including examples
- Separate releases

## Porting Guide

Full guide can be found in [the Wiki](#).

1. Building
2. API
3. Configuration

# 1. Building

1. Use CMake instead of SCons
2. Rename CMake variables

Old Variables	New Variables
MPI	PRECICE_MPICommunication
PETSC	PRECICE_PETScMapping
PYTHON	PRECICE_PythonActions



## 2. API

### 1. Merge constructor and configure()

```
-SolverInterface interface(solverName, commRank, commSize);  
-interface.configure(configFileName);  
+SolverInterface interface(solverName, configFileName, commRank, commSize);
```

### 2. Rename isTimestepComplete to isTimeWindowComplete

```
-interface.isTimestepComplete()  
+interface.isTimeWindowComplete()
```

### 3. Rename fulfilledAction to markActionFulfilled

```
-interface.fulfilledAction(name)  
+interface.markActionFulfilled(name)
```

### 3. Configuration - Changes

1. Remove `<master:mpi-single>` tags
2. Remove `distribution-type` in `<m2n distribution-type="..." />`
3. Rename `<post-processing>` to `<acceleration>`

### 3. Configuration - Rename Options

Tag	Old Option	New Option
cplscheme	timestep-length	time-window-size
cplscheme	max-timesteps	max-time-windows
acceleration	timesteps-reused	time-windows-reused
acceleration	reused-timesteps-at-restart	reused-time-windows-at-restart
export	timestep-interval	every-n-time-windows

Tag	Attribute	Old Value	New Value
use-mesh	geometric-filter	broadcast-filter	on-slaves
use-mesh	geometric-filter	filter-first	on-master

# Roadmap

## Major Upcoming Features

- PhD topic
- One primary developer
- Long term development
- Collaboration welcome!

## Minor Anticipated Features

- Generally not scheduled
- Occasional student topic
- Contributions welcome!

## Extended Two-level Parallel Initialization

*Developer: Amin Totounferoush*

- Cover all corner cases
- Test extensively
- Enable by default

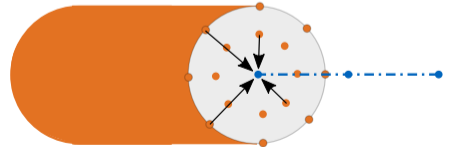
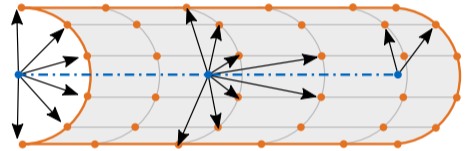
**Today 18:00**, Two-level parallel initialization in preCICE, Amin Totounferoush

# Geometric Multi-Scale Mapping

*Developer: Gerasimos Chourdakis*

- Mapping between 1D-2D, 1D-3D
- Physically meaningful mapping
- Use-case e.g. CFD

Chourdakis, G. (2019). Coupling OpenFOAM to different solvers, physics, models, and dimensions using preCICE. In 14th OpenFOAM Workshop.

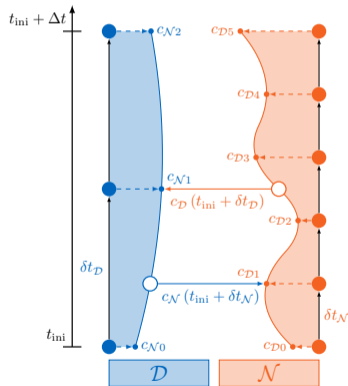


## Consistent Time Interpolation

Developer: Benjamin R uth

- Provide data for any  $t$
- Interpolation happens black-box
- More accurate and efficient implicit coupling
- Invisible to the user

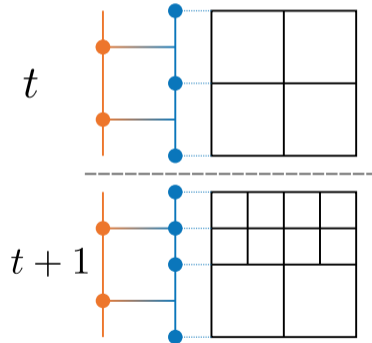
**Tomorrow 10:00**, High-order and multi-rate time stepping with preCICE, Benjamin R uth



# Dynamic Adaptive Meshes

Developer: *Frédéric Simonis*

- Reset a mesh on demand
- Allows redefining in every time-step
- Avoid complete reinitialization
- Adaptive meshes on interface
- Dynamic meshes





## Minor Anticipated Features

**Contributions Welcome!**

[github.com/precice/precice/contribute](https://github.com/precice/precice/contribute)

## Nearest Projection for Volume Coupling

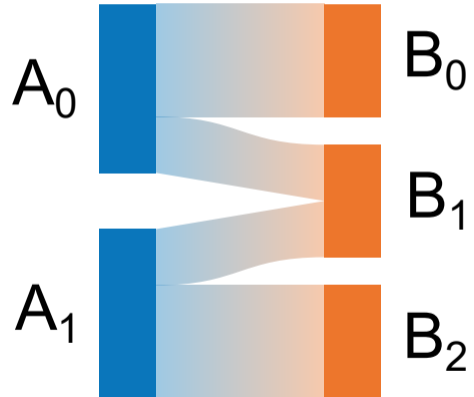
- Mapping on interface or volume
- Changes in mapping scheme
- 3D-Elements tetrahedra, octahedra

## Support for Quads

- Hexahedral meshes common
- How to project onto a Quad?
- How to control behaviour?
- Internal triangulation?

## Contiguous Mapping

- Matching meshes: Currently NN Mapping  
We can do better!
- Matching meshes with identical vertex order?
- Order as in time of registration
- Mapping of sub-ranges



## Bulk Functions for Setting Meshes

- Edges and triangles
- API input sanitization
- API calls guarantee consistent state
- Bulk functions vastly more efficient

```
void SolverInterface::setMeshEdges(  
    int meshID,  
    int size,  
    const int* vertexIDs,  
    int* edgeIDs);
```

```
void SolverInterface::setMeshTriangles(  
    int meshID,  
    int size,  
    const int* edgeIDs);
```

## Watch-Integral

- Track integral values over a mesh

```
<watch-integral mesh="MyMesh1" name="MyWatchIntegral" />
```

- Total force on a geometry in an FSI simulation
- Flow rate for a fluid-fluid coupling

Questions?

Frédéric Simonis  
Technical University of Munich  
[simonis@in.tum.de](mailto:simonis@in.tum.de)