

Corrigendum

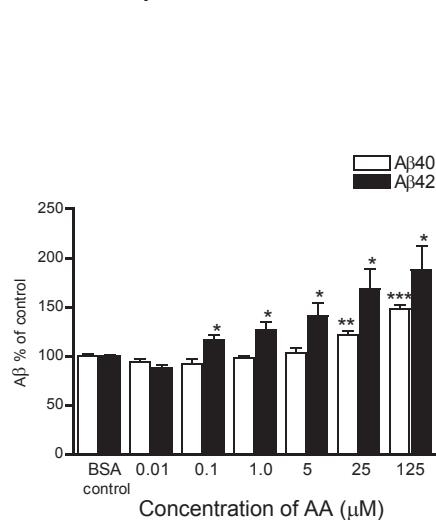
Corrigendum to “Detrimental effects of arachidonic acid and its metabolites in cellular and mouse models of Alzheimer’s disease: structural insight” [Neurobiol. Aging 33 (2012) 831.e21–831.e31]



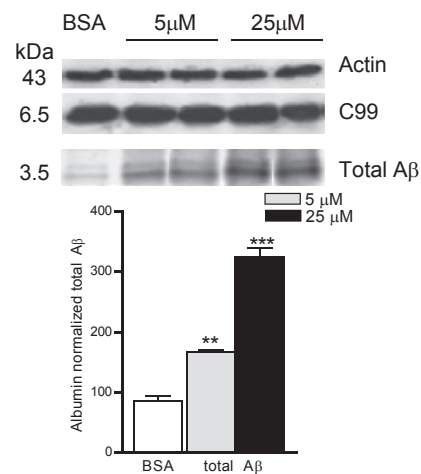
Zareen Amtul, Markus Uhrig, Lin Wang, Richard F. Rozmahel, Konrad Beyreuther

In Figure 2B on page 831.e26 the appearance of certain bands on Western blot image was compromised due to the pdf/image compression or image enhancement/formatting artefacts. The correct figure with high resolution images has now been inserted.

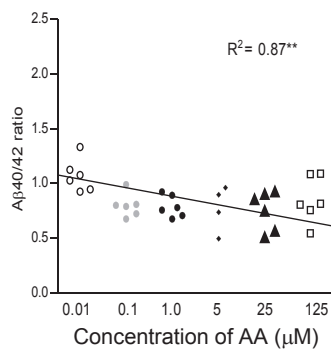
A AA vs A β 40 & 42



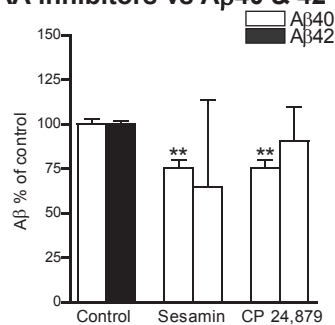
B AA vs C99 & total A β



C AA vs A β 40/42 ratio



D AA inhibitors vs A β 40 & 42



DOI of original article: <https://doi.org/10.1016/j.neurobiolaging.2011.07.014>