

euroFOT - European Large-Scale Field Operational Test on In-Vehicle Systems

4. Tagung Sicherheit durch Fahrerassistenz
15./16. April 2010, München



Aria Etemad, Christoph Kessler
Ford Research & Advanced Engineering Europe



www.eurofot-ip.eu

eur
FOT

Bringing intelligent vehicles to the road

Contents

- The euroFOT project
 - Objectives, functions, expected results
- Highlights for on-going activities
- Lessons learned and conclusions

History

- EU Initiative (2001): Halving fatalities by 2010
 - ⊗ White paper – ‘European transport policy for 2010: time to decide’
 - ⊗ Road safety: Road Safety Action Programme (2003-2010)
- **Field opERational teSt support Action FESTA 2008**
 - ⊗ Collect and publish how to do a FOT
- Field Operational Tests in FP7 research program
 - ⊗ Advanced Driver Assistance Systems (euroFOT)
 - ⊗ Mobile Devices (TeleFOT)
 - ⊗ FOT-Net
- euroFOT
 - ⊗ Proposal in Oct 2007, launched by Ford Research Aachen
 - ⊗ Start in May 2008
 - ⊗ 40 month duration till August 2011
 - ⊗ 28 partners, 22 m € budget, 14 m € funding from EC

Why field tests (euroFOT)?

- Intelligent Vehicles have a large potential for safer, cleaner and more efficient transport solutions
- Technologies are mature (several systems in series production)
- Limited data on real-life operation and how drivers use the systems in ordinary traffic
- This restricts our capabilities to improve the systems, understand their impacts and make the right decisions for deployment

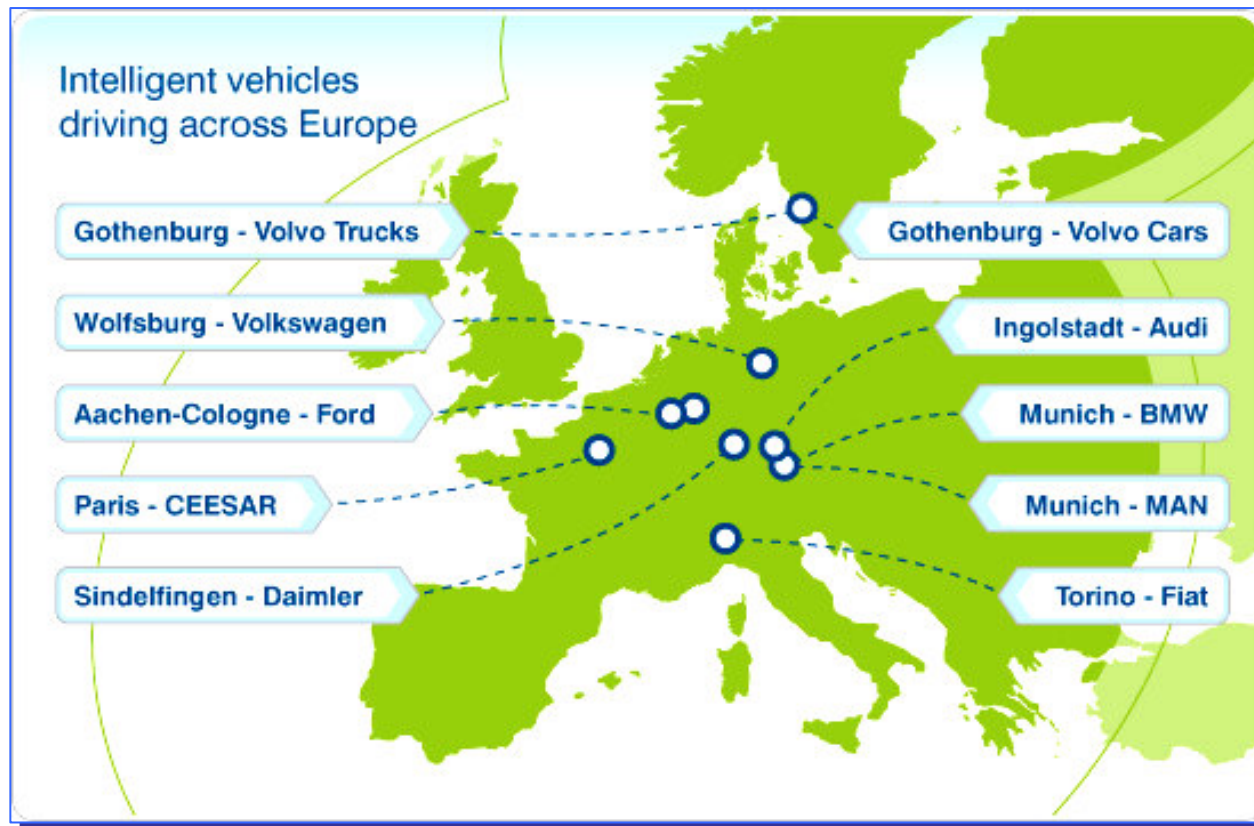
euroFOT Objectives

- Perform multiple coordinated tests of Intelligent Vehicle Systems with **ordinary drivers in real traffic**
- Investigate performance, driver behaviour and user acceptance
- Assess the impacts on safety, efficiency and the environment, based on road data

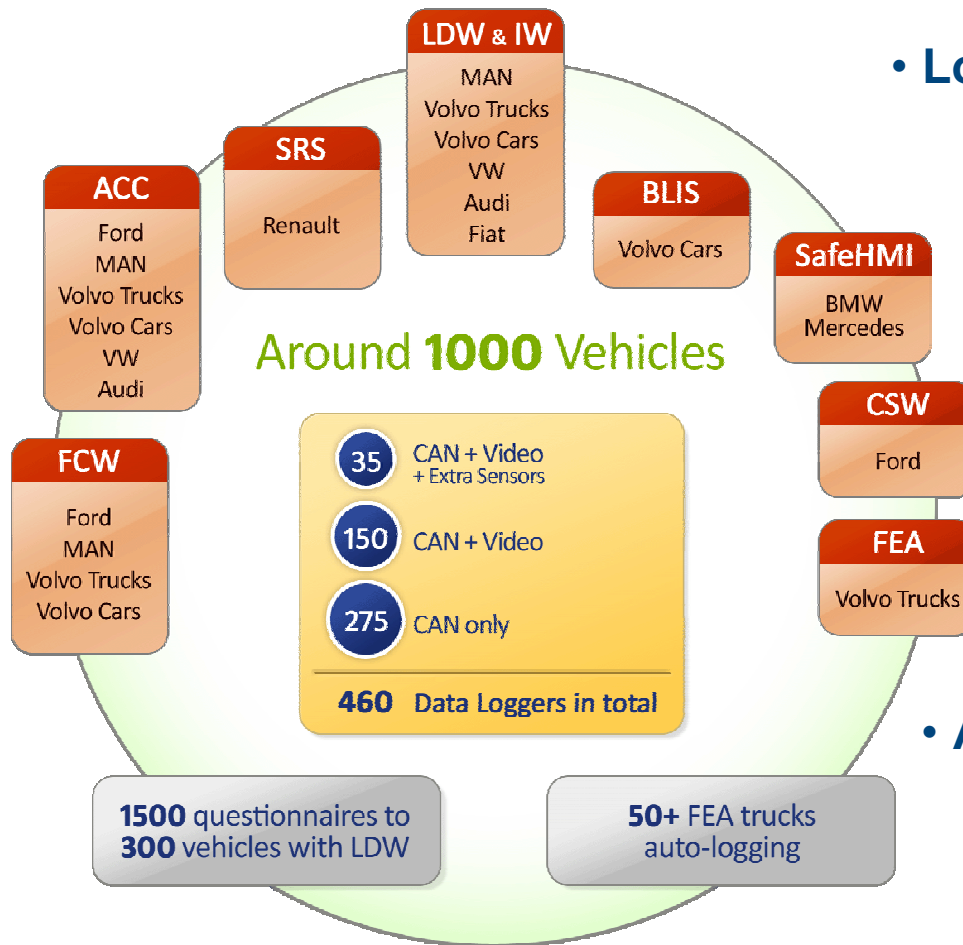


euroFOT Objectives (2)

- Consolidate a common European approach for FOTs
- Improve public awareness on the potentials of driver support functions



Functions under test



• Longitudinal control functions

- ⊗ Forward Collision Warning (FCW)
- ⊗ Adaptive Cruise Control (ACC)
- ⊗ Speed Restriction System (SRS)

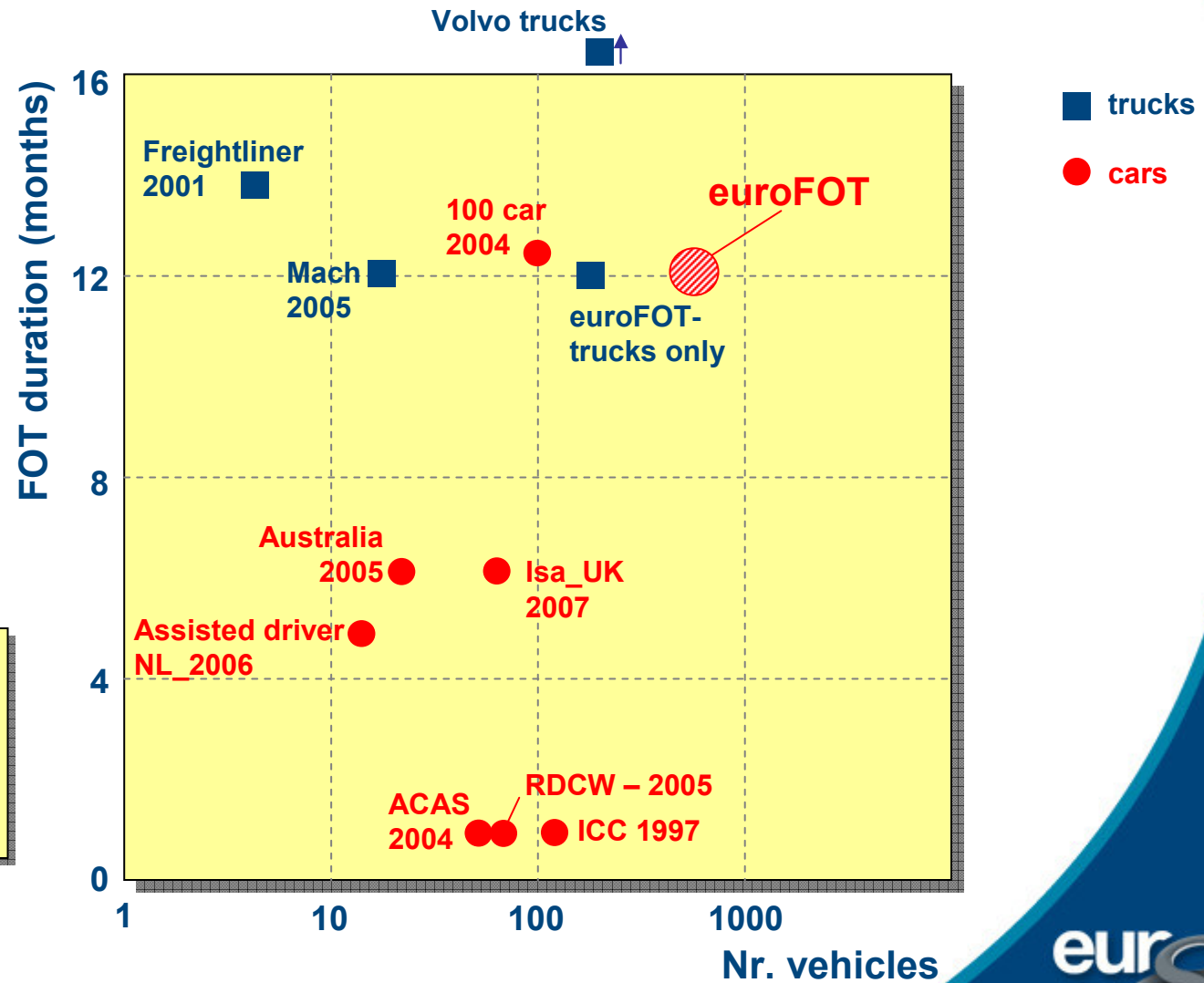
• Lateral control functions

- ⊗ Blind Spot Information System (BLIS)
- ⊗ Lane Departure Warning (LDW)
- ⊗ Impairment Warning (IW)

• Advanced applications

- ⊗ Curve Speed Warning (CSW)
- ⊗ Fuel Efficiency Advisor (FEA)
- ⊗ Safe Human Machine Interaction (SafeHMI)

Exposures in different FOTs



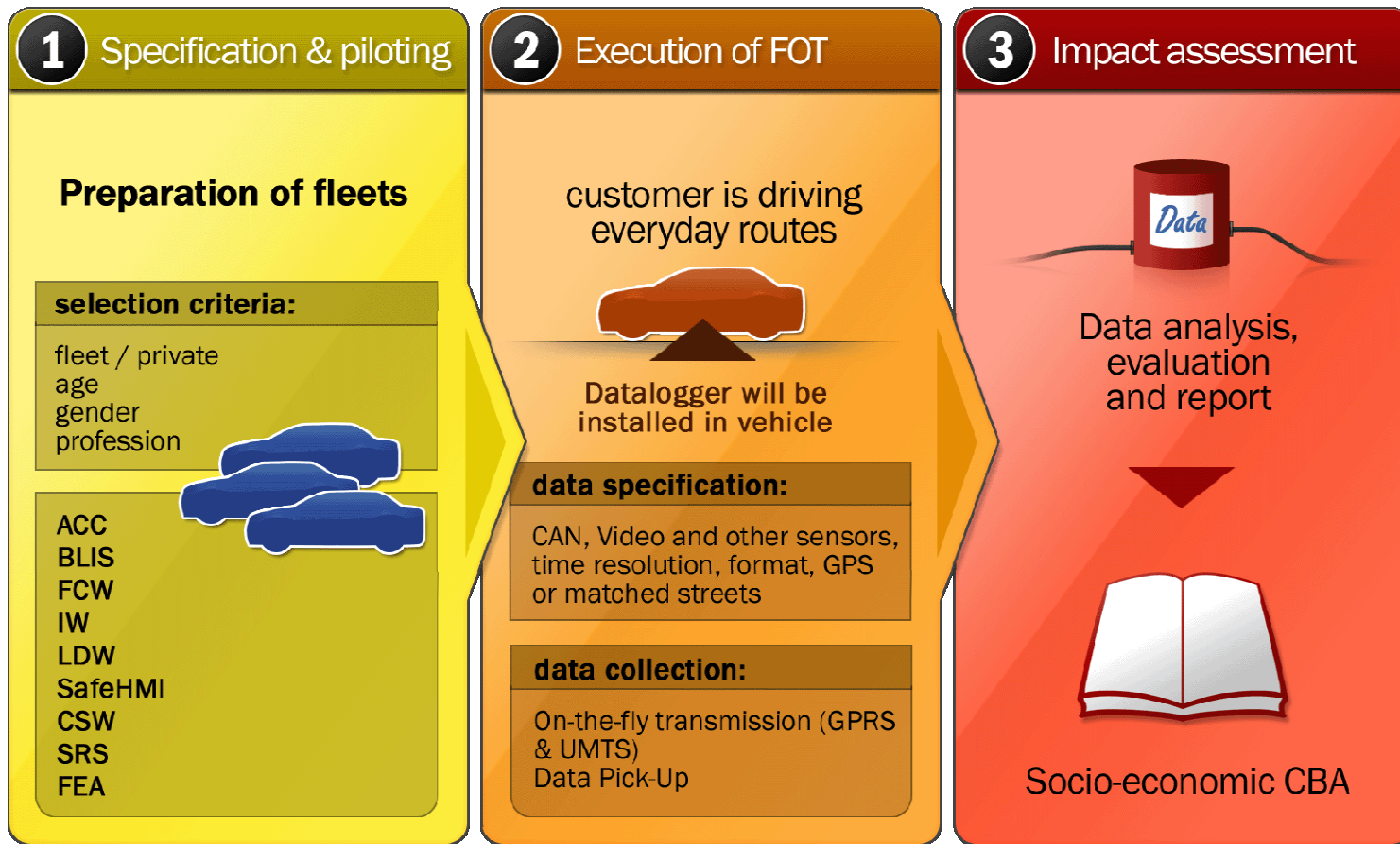
Within euroFOT:
 180 trucks
 810 cars
 ~18,5 Mil. km

.... and the euroFOT approach

- Well developed ADAS and sensors on vehicles
- Reliable Data Acquisition systems based on partners' experience
- Harmonised research questions / hypotheses for all fleets
- Common definition of scenarios and performance indicators: specific approaches when necessary
- Framework of guidelines for the operation of the different Vehicle Management Centres



Project plan



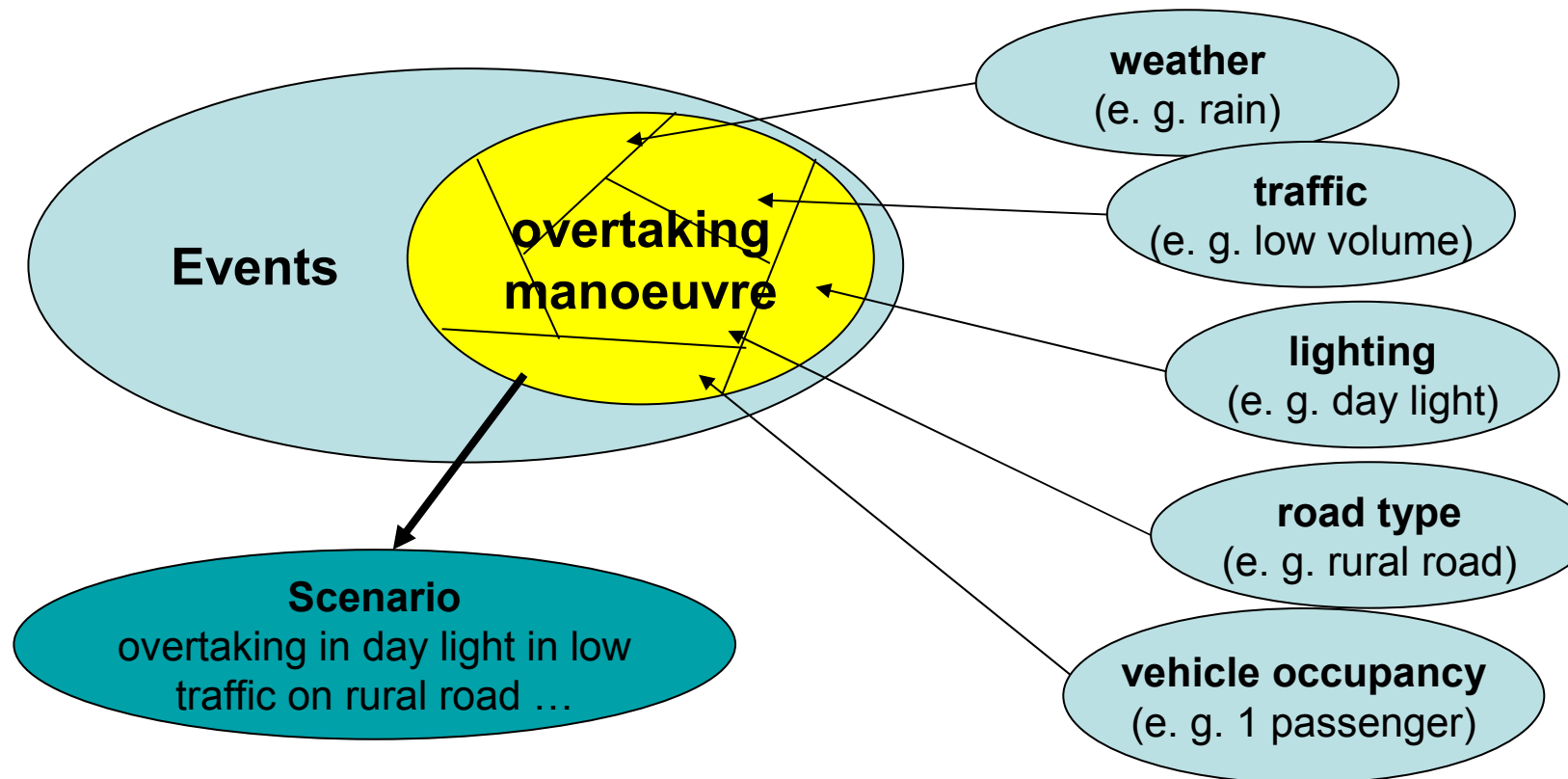
Highlights for on-going activities

Research Questions & Hypotheses (example)

- A research question is general, and has a question mark:
Does FCW decrease incidents?
- Hypotheses are either true or false
FCW reduces occurrence of decelerations above 5 m/s²
- Hypotheses can only be tested by means of reasonable indicators
- Hypotheses are statistically testable
- euroFOT examined >100 hypotheses for FCW/ACC
(only top-hypotheses selected)



Events and situation variables



For euroFOT:

- 25 events selected / 27 situation variables
- 81 performance indicators
- About 110 corresponding measures

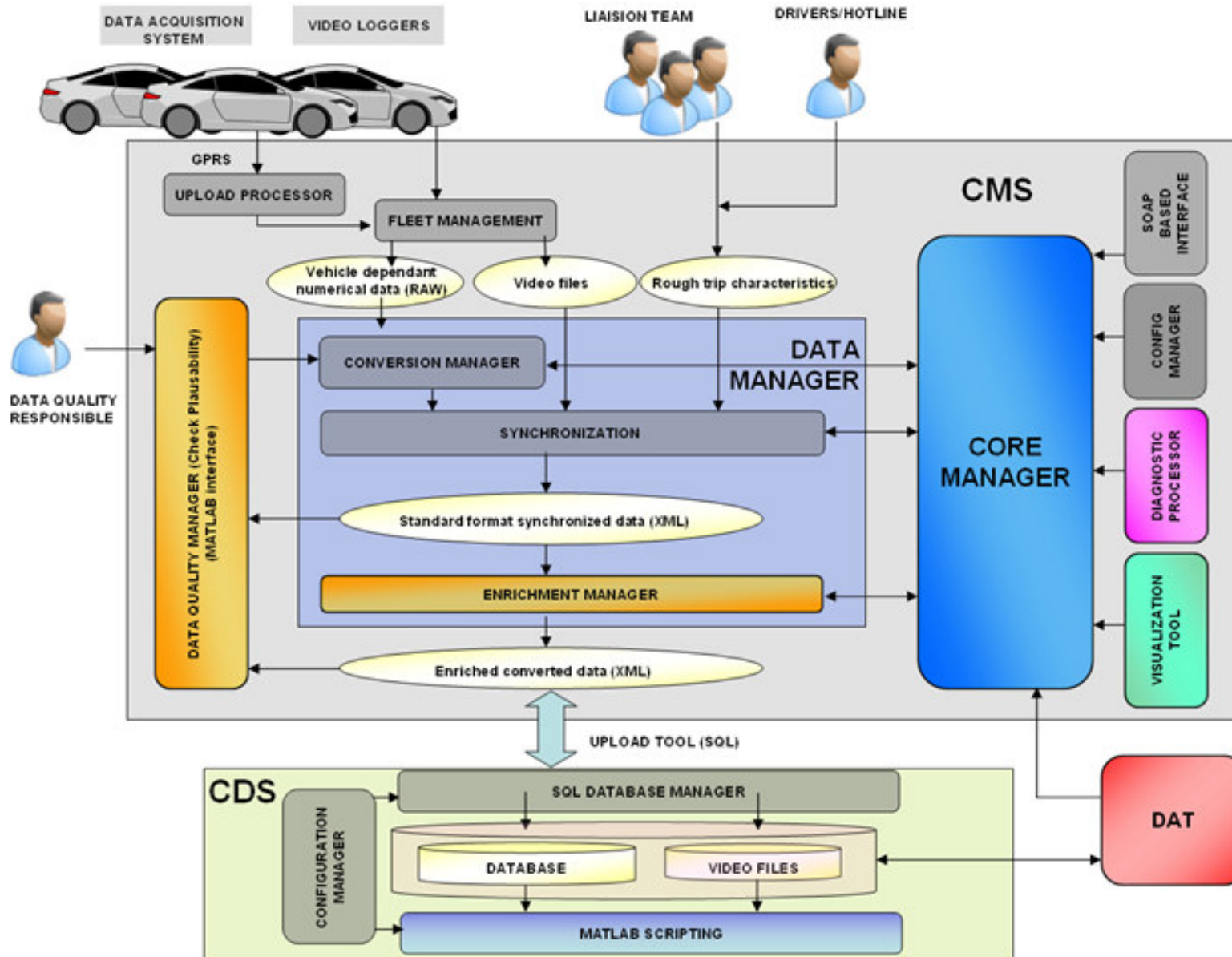
Data Acquisition Systems



Some specific issues:

- Low energy consumption in sleep mode
- Transmit data before entering sleep mode
- Fully OEM-tested and compatible
- Protection of proprietary data
- Encryption of data
- Driver annotation interface
- Possibility of audio recording
- Synchronisation with GPS

Data chain



Design of experiment

Drivers

- Represent as much as possible the population of buyers
- Professional drivers in the case of trucks
- Performance compared with and without the system (Baseline)
- Control group introduced for several functions

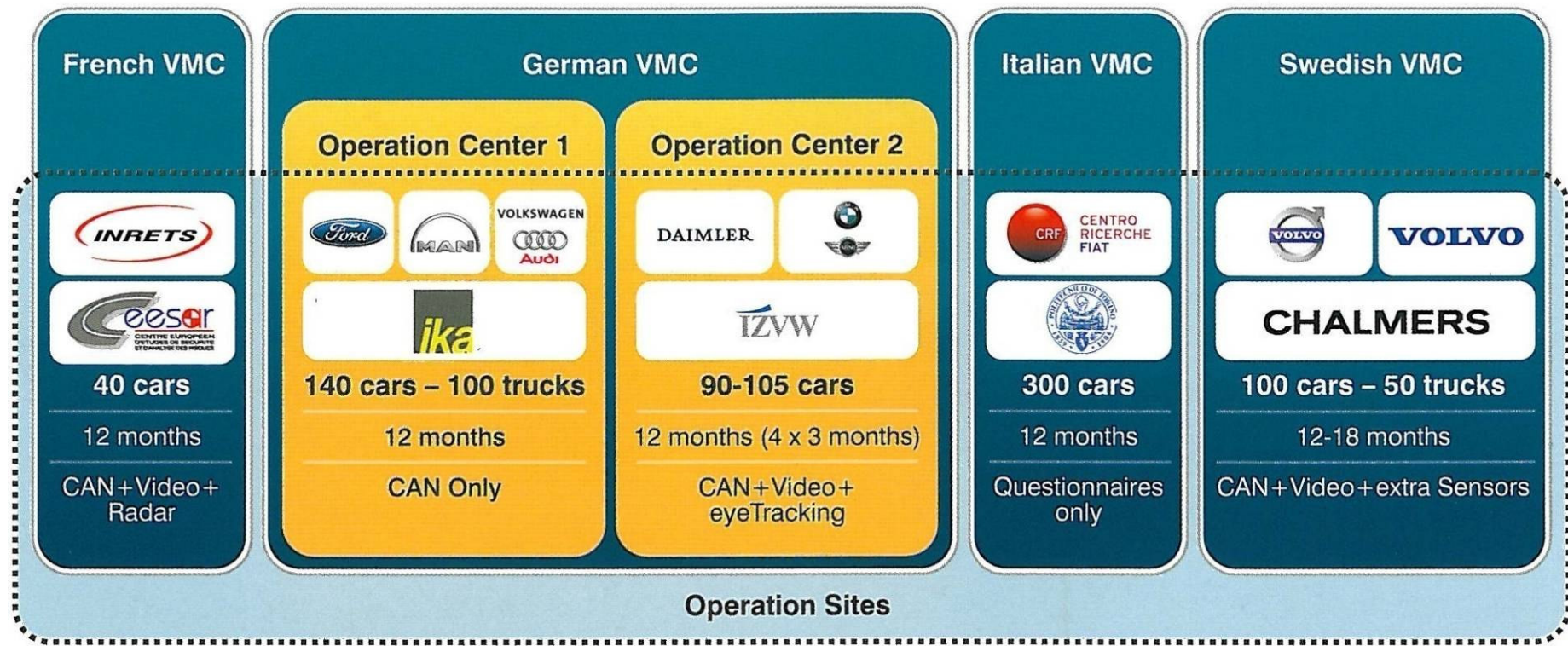
Vehicles

- According to the present EU market, technical feasibility
- Middle+top class cars, heavy trucks

Environment

- Specific events defined (e.g: overtaking manoeuvre)
- Situation variables specified (e.g: weather, visibility, driver status)
- Performance indicators are the basis for the overall evaluation (e.g: mean speed, mean time headway, frequency of braking,...)

Vehicle Management Centres (VMC)



Selected lessons learned / Conclusions

- Use specific hypotheses; Prioritize hypotheses; Consider also combinations of functions
- Keep it simple
- Include baseline conditions in the FOT
- Define a sound data analysis plan, focused on quality (events, metrics)
- Define how to deal with safety impact analysis (crashes will be a rare, hopefully absent event)
- Anticipate the management of operational aspects (e.g: subject drop-outs, maintenance, assistance to drivers...)
- Plan long pilot tests and check technical / organisational issues
- Acquisition phase is long-winded, difficult and full of real world
- Consider data sharing issues and privacy discussions



The Consortium



BMW Group
Forschung und Technik



CENTRO
RICERCA
FIAT

DAIMLER



VOLVO

VOLKSWAGEN
AKTIENGESELLSCHAFT



BOSCH

Continental

DELPHI

CHALMERS



ika
INSTITUT
FÜR
KRAFT-
FAHR-
ZEUGE
RWTH AACHEN
UNIVERSITY

IZVW



UNIVERSITY OF LEEDS

bast



alcor
consulenza innovazione



eicc
European Center for Information
and Communication Technologies
EICT GmbH



ADAS_Management-Consulting
Advanced Driver Assistance and Safety

Harman International
Automotive Division

eur
FOT

www.eurofot-ip.eu



Bringing intelligent vehicles to the road

Thanks for your attention

Project coordinator:

Aria Etemad

FORD Research & Advanced Engineering Europe

Email: aetemad1@ford.com

Christoph Kessler ckessle2@ford.com



www.eurofot-ip.eu