



Partial wave analysis of the reaction $p(3.5 \text{ GeV}) + p \rightarrow pK^+ \Lambda$ to search for the “ ppK^- ” bound state [☆]



G. Agakishiev^g, O. Arnold^{i,j}, D. Belver^r, A. Belyaev^g, J.C. Berger-Chen^{i,j}, A. Blanco^b, M. Böhmer^j, J.L. Boyard^p, P. Cabanelas^f, S. Chernenko^g, A. Dybczak^c, E. Epple^{i,j,*}, L. Fabbietti^{i,j,*}, O. Fateev^g, P. Finocchiaro^a, P. Fonte^{b,t}, J. Friese^j, I. Fröhlich^h, T. Galatyuk^{e,u}, J.A. Garzón^r, R. Gernhäuser^j, K. Göbel^h, M. Golubeva^m, D. González-Díaz^e, F. Guber^m, M. Gumberidze^{e,u}, T. Heinz^d, T. Hennino^p, R. Holzmann^d, A. Ierusalimov^g, I. Iori^{l,w}, A. Ivashkin^m, M. Jurkovic^j, B. Kämpfer^{f,v}, T. Karavicheva^m, I. Koenig^d, W. Koenig^d, B.W. Kolb^d, G. Kornakov^e, R. Kotte^f, A. Krása^q, F. Krizek^q, R. Krücken^j, H. Kuc^{c,p}, W. Kühn^k, A. Kugler^q, T. Kunz^j, A. Kurepin^m, V. Ladygin^g, R. Lalik^{i,j}, K. Lapidus^{i,j}, A. Lebedevⁿ, L. Lopes^b, M. Lorenz^h, L. Maier^j, A. Mangiarotti^b, J. Markert^h, V. Metag^k, J. Michel^h, C. Müntz^h, R. Münzer^{i,j}, L. Naumann^f, Y.C. Pachmayer^h, M. Palka^c, Y. Parpottas^{o,x}, V. Pechenov^d, O. Pechenova^h, J. Pietraszko^d, W. Przygoda^c, B. Ramstein^p, A. Reshetin^m, A. Rustamov^h, A. Sadovsky^m, P. Salabura^c, A. Schmah^s, E. Schwab^d, J. Siebenson^j, Yu.G. Sobolev^q, S. Spataro^y, B. Spruck^k, H. Ströbele^h, J. Stroth^{h,d}, C. Sturm^d, A. Tarantola^h, K. Teilab^h, P. Tlustý^q, M. Traxler^d, H. Tsertos^o, T. Vasiliev^g, V. Wagner^q, M. Weber^j, C. Wendisch^{f,v}, J. Wüstenfeld^f, S. Yurevich^d, Y. Zanevsky^g, HADES Collaboration and A.V. Sarantsev^z

^a Istituto Nazionale di Fisica Nucleare, Laboratori Nazionali del Sud, 95125 Catania, Italy

^b LIP-Laboratório de Instrumentação e Física Experimental de Partículas, 3004-516 Coimbra, Portugal

^c Smoluchowski Institute of Physics, Jagiellonian University of Cracow, 30-059 Kraków, Poland

^d GSI Helmholtzzentrum für Schwerionenforschung GmbH, 64291 Darmstadt, Germany

^e Technische Universität Darmstadt, 64289 Darmstadt, Germany

^f Institut für Strahlenphysik, Helmholtz-Zentrum Dresden-Rossendorf, 01314 Dresden, Germany

^g Joint Institute of Nuclear Research, 141980 Dubna, Russia

^h Institut für Kernphysik, Goethe-Universität, 60438 Frankfurt, Germany

ⁱ Excellence Cluster ‘Origin and Structure of the Universe’, 85748 Garching, Germany

^j Physik Department E12, Technische Universität München, 85748 Garching, Germany

^k II. Physikalisches Institut, Justus Liebig Universität Giessen, 35392 Giessen, Germany

^l Istituto Nazionale di Fisica Nucleare, Sezione di Milano, 20133 Milano, Italy

^m Institute for Nuclear Research, Russian Academy of Science, 117312 Moscow, Russia

ⁿ Institute of Theoretical and Experimental Physics, 117218 Moscow, Russia

^o Department of Physics, University of Cyprus, 1678 Nicosia, Cyprus

^p Institut de Physique Nucléaire (UMR 8608), CNRS/IN2P3, Université Paris Sud, F-91406 Orsay Cedex, France

^q Nuclear Physics Institute, Academy of Sciences of Czech Republic, 25068 Rez, Czech Republic

^r LabCAF. F. Física, Univ. de Santiago de Compostela, 15706 Santiago de Compostela, Spain

^s Lawrence Berkeley National Laboratory, Berkeley, USA

^t ISEC Coimbra, Coimbra, Portugal

^u ExtreMe Matter Institute, EMMI, 64291 Darmstadt, Germany

^v Technische Universität Dresden, 01062 Dresden, Germany

^w Dipartimento di Fisica, Università di Milano, 20133 Milano, Italy

^x Frederick University, 1036 Nicosia, Cyprus

^y Dipartimento di Fisica and INFN, Università di Torino, 10125 Torino, Italy

^z Petersburg Nuclear Physics Institute, Gatchina, Russia

[☆] Note that all authors except A.V. Sarantsev belong to the HADES Collaboration.

^{*} Corresponding authors at: Excellence Cluster ‘Origin and Structure of the Universe’, 85748 Garching, Germany.

E-mail addresses: eliane.epple@ph.tum.de (E. Epple), laura.fabbietti@ph.tum.de (L. Fabbietti).

ARTICLE INFO

Article history:

Received 6 November 2014
 Received in revised form 21 December 2014
 Accepted 22 January 2015
 Available online 26 January 2015
 Editor: D.F. Geesaman

Keywords:

Kaonic nuclei
 Anti-kaon–nucleon physics
 ppK^-
 Low energy QCD
 Partial wave analysis

ABSTRACT

Employing the Bonn–Gatchina partial wave analysis framework (PWA), we have analyzed HADES data of the reaction $p(3.5 \text{ GeV}) + p \rightarrow pK^+\Lambda$. This reaction might contain information about the kaonic cluster “ ppK^- ” (with quantum numbers $J^P = 0^-$ and total isospin $I = 1/2$) via its decay into $p\Lambda$. Due to interference effects in our coherent description of the data, a hypothetical $\bar{K}NN$ (or, specifically “ ppK^- ”) cluster signal need not necessarily show up as a pronounced feature (e.g. a peak) in an invariant mass spectrum like $p\Lambda$. Our PWA analysis includes a variety of resonant and non-resonant intermediate states and delivers a good description of our data (various angular distributions and two-hadron invariant mass spectra) without a contribution of a $\bar{K}NN$ cluster. At a confidence level of $CL_s = 95\%$ such a cluster cannot contribute more than 2–12% to the total cross section with a $pK^+\Lambda$ final state, which translates into a production cross-section between 0.7 μb and 4.2 μb , respectively. The range of the upper limit depends on the assumed cluster mass, width and production process.

© 2015 The Authors. Published by Elsevier B.V. This is an open access article under the CC BY license (<http://creativecommons.org/licenses/by/4.0/>). Funded by SCOAP³.

1. Introduction

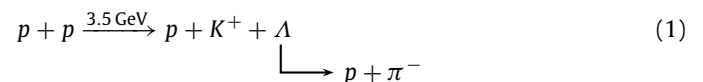
Quantum chromodynamics (QCD), in the low energy sector, is also a theory of hadrons. To describe such degrees of freedom one can use effective theories, which allow among other issues for the quantitative handling of meson baryon interactions. Restricting further the considerations to the SU(3) flavor sub-sector, the $\bar{K}N$ interaction is of long standing interest [1–3]. Since the interaction of \bar{K} (anti-kaon) and N (nucleons) was found to be attractive, particularly in the $I = 0$ channel, speculation about the existence of bound systems, like the three-body state $\bar{K}NN$, emerged [4]. Most of the employed $\bar{K}N$ potentials are based on the chiral meson–baryon (MB) interaction which is evaluated by coupled-channel calculations [1–3]. Experimentally, the $\bar{K}N$ interaction in vacuum is probed by K^-p scattering experiments and capture at rest experiments [5,6]. The so-obtained potentials can be used as input to solve few-body problems like the $\bar{K}NN$ bound state in Faddeev or variational calculations. An overview thereof is given in the tables of Refs. [7,8]. Nowadays, the discussion in this field concentrates mainly on the question whether the $\bar{K}NN$ system is bound deeply (40–100 MeV [9–14]) or shallow (10–30 MeV [15–19]). The predicted widths generally exceed 40 MeV which complicates an experimental observation. Moreover, many theoretical works only discuss the mesonic ($YN\pi$) decay width of the $\bar{K}NN$ state, while experimental analyses focus on the non-mesonic (YN) decay channel $p\Lambda$.

The discovery of kaonic nuclear bound states would deliver quantitative information about the strength of the binding of \bar{K} to nucleons. This information could also help to understand a particular aspect of astronomical objects namely the interior of neutron stars [20,21]. In the inner core of these objects strange degrees of freedom could be favored to decrease the Fermi pressure by a condensation of kaons. The discovered neutron stars with masses around $2M_\odot$ [22,23] put, however, tight constraints on the stiffness of neutron star matter which is hardly compatible with a large fraction of condensed kaons [24], as this generally softens the equation of state. In this context, the depth of the $\bar{K}N$ potential determines the maximum neutron star mass so that the study of kaonic nuclear bound states might help to answer the question on possible kaon condensation in neutron stars [25].

So far, the discovery of a $\bar{K}NN$ bound state was claimed by three experiments on the basis of measured $p\Lambda$ invariant mass ($M_{p\Lambda}$) spectra. The signal from FINUDA ($M = 2255^{+6}_{-5}(\text{stat})^{+3}_{-4}(\text{syst}) \text{ MeV}/c^2$, $\Gamma = 67^{+14}_{-11}(\text{stat})^{+2}_{-3}(\text{syst}) \text{ MeV}/c^2$) was reconstructed from stopped K^- on thin nuclear targets [26]. The OBELIX signal ($M = 2212.2 \pm 4.9 \text{ MeV}/c^2$, $\Gamma < 24.4 \pm 8 \text{ MeV}/c^2$) was extracted from a multi-particle final state in

$\bar{p} + {}^4\text{He}$ reactions [27], and the DISTO signal [28] was deduced from the same reaction as in our work by searching for deviations of the measured spectra from phase space distributions. A deviation in the $M_{p\Lambda}$ spectra was found and associated with a $\bar{K}NN$ signal ($M = 2267 \pm 3(\text{stat}) \pm 5(\text{syst}) \text{ MeV}/c^2$, $\Gamma = 118 \pm 8(\text{stat}) \pm 10(\text{syst}) \text{ MeV}/c^2$). This deviation was found only for the reaction $p + p$ at a beam energy of 2.85 GeV, while absent at 2.5 GeV [29]. Since all the reported signals differ from each other and are, moreover, criticized [30–34], an experimental confirmation of the theoretical predictions is far from being established. Besides these findings, recently the LEPS and J-Parc E15 Collaborations have reported on upper limits for the differential production cross section of a $\bar{K}NN$ bound state in the $d(\gamma, K^+\pi^-)X$ reaction and via the in-flight ${}^3\text{He}(K^-, n)X$ reaction, respectively. The reported upper limits depend on the assumed mass and width [35, 36]. There are further results in this topic awaited, as the preliminary reports from the E27 ($d(\pi^+, K^+)X$) and LEPS ($d(\gamma, K^+)X$) experiments show [37,38].

In the present work, open strangeness production via the reaction



is studied. This final state might reveal information of an intermediate production of the lightest kaonic nuclear cluster ($\bar{K}NN$), named “ ppK^- ” with quantum numbers $J^P = 0^-$ and total isospin $I = 1/2$ [4], via its decay into a $p\Lambda$ pair. The underlying hypothesis for this reaction is that the possible formation of the $\bar{K}NN$ cluster could proceed through the so-called $\Lambda(1405)$ doorway [9, 39], i.e. the final state $\Lambda(1405) + p + K^+$ is formed in a first step while, subsequently, the final state interaction of the $\Lambda(1405)$ and the proton leads to the formation of a $\Lambda(1405)-p$ bound state. The hypothesis stated in Ref. [39] claims that the cross section for this process is very high due to the large momentum transfer and the resulting short range $p-p$ interaction. The $\Lambda(1405)-p$ system is well known from variational calculations, where the density distributions of the $\bar{K}NN$ constituents suggests that the meson–baryon structure of the $\Lambda(1405)$ is nearly unchanged in the three-body system, making it essentially a $\Lambda(1405)-p$ bound state [16,39]. The groundwork of the analysis, presented here, was a measurement of the $\Lambda(1405)$ production cross section and its kinematics in the very same reaction [40]. Conclusions out of this result and the ones presented here are discussed at the end of this work.

Since several experiments have studied reaction (1) and discovered that it is dominated by the presence of N^* resonances which decay into a $K^+\Lambda$ pair via $p + p \rightarrow p + (N^* \rightarrow \Lambda + K^+)$

[41–44], the dynamics of this process have to be modeled with care. A phase space model description of the data, without taking into account the dynamics of the process, is, thus, insufficient [45, 46]. A very appropriate tool for such studies is a partial wave analysis, since it allows a description of the data taking into account intermediate resonant and non-resonant processes. In addition, it allows to include the possible contribution of a kaonic nuclear cluster in a consistent way which respects the quantum numbers of the latter. One of the previous experiments has measured process (1) at 30 and 50 GeV/c incident momentum and performed a partial wave analysis (PWA) of the experimental data [41]. Beside this attempt, the work presented here constitutes the first application of a PWA to open strangeness production in $p + p$ collisions in the few GeV region. In order to understand qualitatively how the different intermediate resonant and non-resonant processes contribute to the production of final state (1), we utilize the Bonn–Gatchina PWA framework [47,48]. This understanding is important, as these processes are the main contributions for the kaonic cluster search.

The analysis starts with the selection of those $p + p$ collisions which produce the exclusive final state $pK^+\Lambda$. Then a PWA with different intermediate N^* resonant and non-resonant production processes is used to describe our data. Any deviation of the so-obtained PWA-based model from the experimental data, particularly in the $p\Lambda$ mass spectrum, might indicate the presence of a new signal. The observation of no significant deviation leads to the establishment of an upper limit on its production strength for a set of assumptions about the postulated “ ppK^- ” state.

2. The experiment

The $p + p$ experiment was carried out with the **High-Acceptance Di-Electron Spectrometer (HADES)** at the SIS18 synchrotron (GSI Helmholtzzentrum in Darmstadt, Germany). A Forward Wall hodoscope (FW) has been installed 7 m downstream the HADES target. It delivers a time information with a resolution of around 700 ps and covers polar angles from 0.33° to 7.17° . This detector was partially utilized to detect the decay proton from the Λ in reaction (1). For more information about the experimental setup and particle identification we refer to Ref. [49].

In the present experiment, a beam of protons with 3.5 GeV kinetic energy was incident on a liquid hydrogen target. The total recorded statistic contains 1.2×10^9 events which fulfill the first-level trigger condition demanding at least three hits in the TOF detectors.

Out of these events the final state of (1) has been selected. Two data-sets have been defined for the exclusive analysis: one, where all four particles were detected by the main HADES spectrometer (called HADES data-set) and one, where the secondary proton from the Λ decay hit the FW, while the other three particles were detected by HADES (called WALL data-set). In both cases a kinematic fit was applied to select the $pK^+\Lambda$ final state exclusively, and the kaon mass distribution was used to reject part of the remaining background [46]. The main source of physical background after the event selection comes from

$$p + p \rightarrow p + K^+ + \Sigma^0, \quad (2)$$

that contributes to the selected events with 1% and 3% in the HADES and WALL data-sets, respectively. Additional background originates from the mis-identification of pions and protons as kaons. This background amounts to 6.5% (HADES case), and 11.7% (WALL case). After the event selection a total number of 22,000

$pK^+\Lambda$ events¹ remains for the analysis which is a sufficiently large statistic.

3. The partial wave analysis

The analysis of the measured $pK^+\Lambda$ events was performed with the Bonn–Gatchina partial wave analysis framework [47,48]. This PWA allows to decompose the baryon–baryon scattering amplitude into separate sub-processes characterized by different intermediate states. For the investigated process, where three particles with four-momenta q_j are produced from a collision of two particles with four-momenta k_j , the production cross-section can be written as [50]

$$d\sigma = \frac{(2\pi)^4 |A|^2}{4|\mathbf{k}|\sqrt{s}} d\Phi_3(P, q_1, q_2, q_3), \quad (3)$$

$$\text{with } P = k_1 + k_2. \quad (4)$$

Here, A is the transition amplitude, $|\mathbf{k}|$ the beam momentum in the p – p center-of-mass system, \sqrt{s} the center-of-mass energy of the reaction and $d\Phi_3$ the phase space element of the three-particle final state. The transition amplitude A is decomposed into partial waves according to [50]

$$A = \sum_{\alpha} A_{tr}^{\alpha} Q_{\mu_1 \dots \mu_J}^{in}(S, L, J) A_{2b}^{\alpha}(S_2, L_2, J_2)(s_j) \times Q_{\mu_1 \dots \mu_J}^{fin}(j, S_2, L_2, J_2, S', L', J). \quad (5)$$

Where S, L, J represent the combined spin, orbital momentum and total angular momentum of the initial $p + p$ system. For our experiment, we only consider states with $J < 3$ which translates in the following allowed initial states: ${}^{2S+1}L_J = \{{}^1S_0, {}^3P_0, {}^3P_1, {}^3P_2, {}^1D_2, {}^3F_2\}$.

A_{tr}^{α} is the transition amplitude from the initial to the intermediate quasi-two-body state, where the index α runs over all allowed combinations of the final state quantum numbers. As our data were taken at a fixed resolution the amplitude is parametrized as follows

$$A_{tr}^{\alpha} = a_1^{\alpha} e^{ia_2^{\alpha}}. \quad (6)$$

This description shows a production constant a_1^{α} with a phase a_2^{α} . The nonzero phase is necessary due to three body interaction processes (e.g. triangle diagrams which have logarithmic singularities), see Ref. [47].

The production of the $pK^+\Lambda$ final state might proceed either directly or via intermediate N^* resonances. In the former case a $p\Lambda$ subsystem is constructed, and the kaon is treated with respect to this system. In the latter case, the K^+ and the Λ form the N^* resonance, and the proton is treated with respect to this system. s_j is the invariant mass of the two-particle subsystem: $s_j = (P - q_j)^2$, given q_j the four-momentum of the third particle. In our case only the two particle systems $p\Lambda$ and $K^+\Lambda$ are considered. The quantum numbers S_2, L_2, J_2 contain the information about the subsystem, while the third particle K^+ or proton is assigned with the quantum numbers S', L', J , respectively. The quantities $Q_{\mu_1 \dots \mu_J}^{in}(S, L, J)$ and $Q_{\mu_1 \dots \mu_J}^{fin}(j, S_2, L_2, J_2, S', L', J)$ are the spin-momentum operators of the initial and final states respectively, which amongst others contain the angular dependence of the scattering amplitude [47,48,51].

The amplitude $A_{2b}^{\alpha}(S_2, L_2, J_2)(s_j)$ of the two-body subsystem in Eq. (5) contains either: the elastic scattering of the proton and the

¹ 13,000 events from the HADES data-set and 9000 events from the WALL data-set.

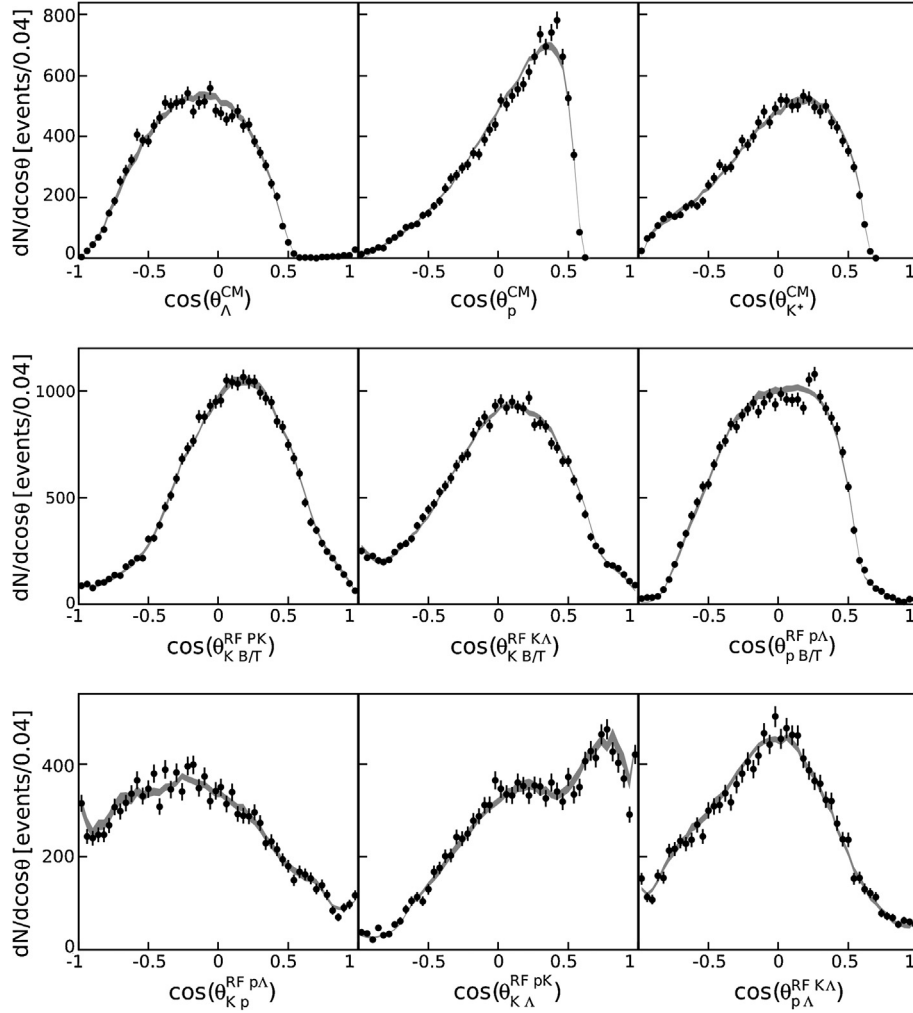


Fig. 1. Angular correlations for the $pK^+\Lambda$ final state, within the detector acceptance, shown for the HADES data-set. Black dots are the experimental data with their statistical uncertainty while the gray band shows the four best solutions of the PWA and displays their systematic differences. The upper index at the angle indicates the rest frame (RF) in which the angle is displayed. The lower index names the two particles between which the angle is evaluated. CM stands for the center-of-mass system. B and T denote the beam and target vectors, respectively. The observables are: CMS angles (upper row), Gottfried–Jackson angles (middle), and helicity angles (lower row). For further details on the observables see Ref. [55].

Λ in non-resonant production processes or the production of N^* resonances parametrized by a relativistic Breit–Wigner amplitude [47].

The Bonn–Gatchina PWA performs a global fit of the data which implies that external resonance parameters are needed. In fact, the parameters a_1^α and a_2^α in Eq. (6) are the only free fit parameters. The parameters of resonances with an observed decay into the $K^+\Lambda$ channel and masses accessible in the probed energy regime are taken from Ref. [52]: $N(1650)\frac{1}{2}^-$, $N(1710)\frac{1}{2}^+$, $N(1720)\frac{3}{2}^+$, $N(1875)\frac{3}{2}^-$, $N(1880)\frac{1}{2}^+$, $N(1895)\frac{1}{2}^-$, and $N(1900)\frac{3}{2}^+$ (the $N(1880)$ and $N(1895)$ only have a two star rating). The input waves build an ansatz for the PWA which is fitted on an event-by-event basis to the data. The angular dependencies of the partial wave amplitudes are constructed using the four-vectors measured inside of the detector acceptance. The fitted parameters a_1^α and a_2^α in Eq. (6) are optimized to gain the maximum of the likelihood function. This value is calculated as the product of probabilities for all measured events normalized to the total cross section obtained within the HADES acceptance. The retrieved solutions allow us to reconstruct the multi dimensional detector acceptance using a set of full-scale phase space simulations.

Table 1

Different sets of non-resonant and resonant waves used as PWA input. The non-resonant waves are described by an $(p\Lambda)$ isobar with the quantum numbers written in the spectroscopic notation $(^{2S+1})L_J$ and displayed in the brackets. Additionally, the kaon can have various angular momenta with respect to the $p\Lambda$ system in each displayed wave.

No.	Non-resonant contributions	No.	Resonant contributions
0	no waves	0	$N(1650)$, $N(1710)$, $N(1720)$
1	$(^1S_0)$	1	No. 0 + $N(1900)$
2	No. 1 + $(^3S_1)$	2	No. 0 + $N(1895)$
3	No. 2 + $(^1P_1)$	3	No. 0 + $N(1880)$
4	No. 3 + $(^3P_0)$	4	No. 0 + $N(1875)$
5	No. 4 + $(^3P_1)$	5	No. 0 + $N(1900)$, $N(1880)$
6	No. 5 + $(^3P_2)$	6	No. 0 + $N(1900)$, $N(1895)$
7	No. 6 + $(^1D_2)$	7	No. 0 + $N(1900)$, $N(1875)$
8	No. 7 + $(^3D_1)$	8	No. 0 + $N(1895)$, $N(1880)$
9	No. 8 + $(^3D_2)$	9	No. 0 + $N(1895)$, $N(1875)$
		10	No. 0 + $N(1880)$, $N(1875)$
		11	all resonances w/o No. 0

To account for the uncertainties on the existence and properties of some of the listed resonances, different ansatzes have been fitted to the data. Table 1 contains ten versions of non-resonant production waves (left part) and twelve versions of N^* resonances

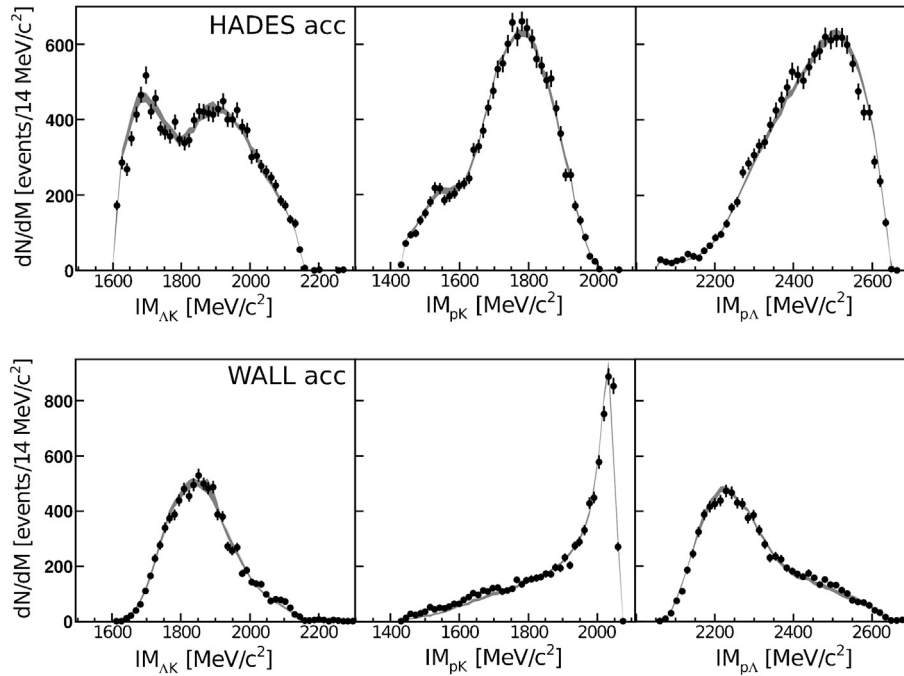


Fig. 2. Two-particle mass distributions for the $pK^+\Lambda$ final state, within the detector acceptance, shown for the HADES (upper panels) and WALL data-sets (lower panels), respectively. Black dots are the experimental data with their statistical uncertainty while the gray band shows the four best solutions of the PWA and displays their systematic differences.

(right part) which were used as intermediate states. Their combination yields 120 different ansatzes that were fitted to the data. The goodness of a fit is characterized by the negative of the log-likelihood value that has been minimized in the fitting procedure. To account for the systematic uncertainty on the choice of the included waves in the fit result, the four best solutions of this systematic variation were taken as the result of the fit. These solutions are: Nos. 8/1, 8/3, 9/6, and 8/8 (Non-resonant/Resonant combination), of which solution 9/6 had the best log-likelihood value. The fact that these combinations describe the data equally well, although the resonances used in the ansatz of the PWA were different, shows that the two data-sets are not sufficient for the PWA to determine the unique resonance contributions to the considered final state. To exhibit the quality of the four PWA solutions, the theoretical differential cross sections, calculated within the HADES acceptance, are scaled to the experimental data in Figs. 1 and 2, which show several angle and mass distributions. The gray band includes the four best solutions and displays their systematic differences which are small despite their content differs quite strongly from one another. The agreement between data and the PWA solutions is excellent. To test effects that might bias the result of the PWA fit, several checks have been performed. These are discussed in Refs. [53,54]. One check shows that the fraction of background events in the data does not decrease the predictive power of the fit [53] and the other check was performed to test whether an unknown signal that is in the data might bias the result of the PWA [54].

4. The hypothesis tests and the upper limit

The four best PWA solutions were used as a null hypothesis H_0 for the existence of the kaonic nuclear bound state with its decay into $p\Lambda$. A significant deviation of the data from the PWA results might indicate the presence of an additional signal, like the $\bar{K}NN$. The discrepancy between the measured data and the null hypothesis as a function of the $p\Lambda$ invariant mass was determined based on a local p_0 -value [54]. The combined result of this hypoth-

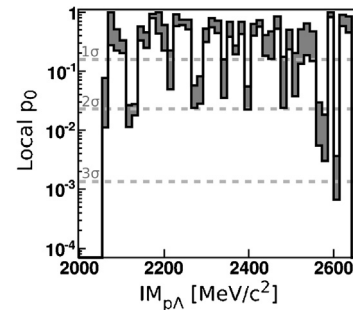


Fig. 3. The local p_0 value and the equivalent significance for different masses of $p\Lambda$. It is calculated based on the mass spectra from the HADES and WALL data. The gray hatched range is due to the systematic uncertainty between the four best solutions of the PWA.

esis test including both mass spectra (HADES and WALL data) is shown in Fig. 3. The different p_0 -values of the four PWA solutions were combined to a gray band. The local p_0 -value and its according equivalent significance, shown in units of $n\sigma$, reveals a good agreement between H_0 and the data.² In the possible mass range of the kaonic nuclear bound state 2054–2370 MeV/c^2 the agreement is always within 2σ . Hence, the data are consistent with H_0 and we do not observe any significant contribution of a yet unknown signal, like the $\bar{K}NN$, to the data. This conclusion does also hold for the separate local p_0 -values for the HADES and WALL data, as shown in Ref. [54].

In a next step the data were tested against several signal hypotheses to determine an upper limit of the $\bar{K}NN$ contribution to the data. For that purpose, the $\bar{K}NN$ signal has been included as a wave to the PWA solution. The $\bar{K}NN$ was parametrized as

² A correct hypothesis will produce p -values uniformly distributed between 0 and 1. If the H_0 hypothesis is false the p -values should be distributed more likely at very small values. This is a necessary condition for the presence of a new signal in the data.

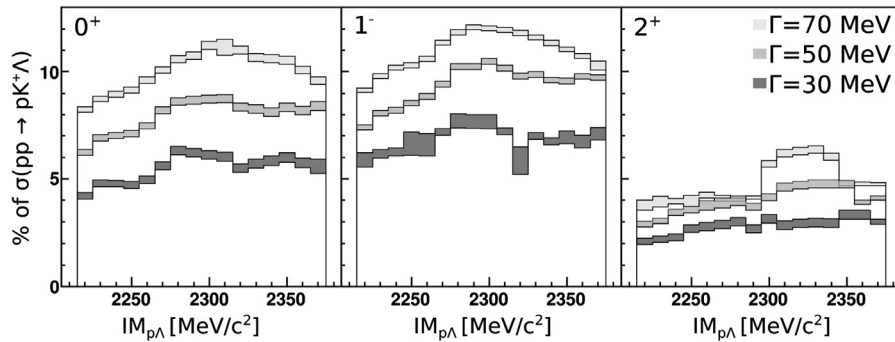


Fig. 4. The upper limit of the $\bar{K}NN$ production strength at a CL_s value of 95%. The limit is quoted in % of the total $pK^+\Lambda$ production cross section of the investigated reaction. The three figures display the limits for the three transition amplitudes in which the cluster can be produced (0^+ left panel, 1^- middle panel, and 2^+ right panel).

a Breit-Wigner in the $p\Lambda$ system. As the mass and width of the state are not known, we have tested signals with masses of 2220–2370 MeV/c^2 in steps of 10 MeV/c^2 . For the width, values of 30, 50, and 70 MeV/c^2 were combined with each mass. The $\bar{K}NN$ state with the quantum numbers $J^P = 0^-$ [4] can be produced out of three initial $p + p$ configurations: $^{2S+1}L_J = \{^1S_0, ^3P_1, ^1D_2\}$ which corresponds to waves with $J^P = 0^+, 1^-,$ and 2^+ , respectively. The $\bar{K}NN$ has been included in the fit in these three waves separately. In the new PWA solution the amplitude a_1^α in Eq. (6) was increased step-wise, while the phase of the $\bar{K}NN$ wave was freely varied. This phase determines the interference patterns that are caused by the wave. Due to this effect a larger signal can be included into the solution with a less pronounced appearance in the mass spectrum.

The upper limit was determined with the CL_s method (confidence level of the signal), which is ideal for setting signal limits in case of low sensitivity [52,56–58], and was calculated based on the $p\Lambda$ invariant mass distribution. An amplitude strength that corresponds approximately to the less than 5% most likely outcomes of the measured data, given the signal hypothesis, was rejected by the test (CL_s -value higher than 95%). This amplitude scan was repeated for each of the four PWA solutions and the highest of the four limits is presented in Fig. 4. It shows an upper limit of the $\bar{K}NN$ cluster production as a function of the hypothetical mass in % of the total $pK^+\Lambda$ production cross section. This cross section was determined to $\sigma_{pK^+\Lambda}(3.5 \text{ GeV}) = 38.12 \pm 0.43_{-2.83}^{+3.55} \pm 2.67\text{--}2.86 \mu\text{b}$ (statistical, systematical and normalization uncertainty are given with the result, as well as the contribution from background that needs to be subtracted) [53] and allows thus to quote the upper limit of a $\bar{K}NN$ bound state production cross section, which reads 1.8–3.9 μb , 2.1–4.2 μb , and 0.7–2.1 μb , respectively.

5. Summary and conclusion

We have performed a partial wave analysis (PWA) of $pK^+\Lambda$ events to search for signals of the hypothetical kaonic nuclear cluster “ ppK^- ”. The two analyzed data-sets do not allow to pin down the exact contribution of the N^* resonances to the $pK^+\Lambda$ final state. Our approach, together with a more comprehensive analysis of many $pK^+\Lambda$ data-sets at several beam energies, could, however, be the right way to resolve this issue. The description of the data by PWA solutions, including only known sources, is satisfactory, so that no convincing argument requesting a new signal is needed. Adding, nevertheless, an assumed $\bar{K}NN$ signal into the PWA we tested quantitatively a signal hypothesis against the data. This test was performed at a CL_s level of 95%. Due to this limit we have accepted the about 5% most unlikely data outcomes, given the model, to set the upper limit. The limit on the kaonic cluster production strength in the mass range $M = 2220\text{--}2370 \text{ MeV}/c^2$ and assuming widths of $\Gamma = 30, 50,$ and $70 \text{ MeV}/c^2$ is given for the three

possible production waves $J^P = \{0^+, 1^-, 2^+\}$. The limits lie between 5–11% (0^+), 6–12% (1^-), and 2–6% (2^+) of the total $pK^+\Lambda$ production cross section. Using the extracted cross section from $\sigma_{pK^+\Lambda}(3.5 \text{ GeV})$, this translates into upper limits of 1.8–3.9 μb , 2.1–4.2 μb , and 0.7–2.1 μb for the $\bar{K}NN$ cluster production cross section, respectively. These limits are not comparable to searches [35,36] which rely on incoherent analyses, as in these analyses a cross section is defined as an observed, rather than a produced yield. We emphasize, therefore, that our analysis includes, for the first time, interference between the waves. This allows to include a larger fraction of produced $\bar{K}NN$ cluster without a visible appearance e.g. as peaks in the $p\Lambda$ mass spectrum. We also note that our upper limit is given specifically for the $p\Lambda$ decay channel of the kaonic nuclear cluster with the quantum numbers $J^P = 0^-$.

The upper limit of about 4 μb can be compared to the extracted production cross section of the $\Lambda(1405)$ of about 10 μb from the same experiment [40]. This connects, also for the first time, two quantities that constrain the predicted dominance of the $\Lambda(1405)$ doorway scenario for the kaonic cluster formation in $p + p$ reactions [39]. Our results put at question scenarios where the probability of the $\Lambda(1405)\text{--}p$ final state to form a $\bar{K}NN$ cluster is very large.

With this work there are, meanwhile, as many reports of upper limits as signals published. This leaves us at a situation where the experimentalists rather create new puzzles than solve the theoretical controversy. Thus, in order to test low energy QCD and determine the strength of the $\bar{K}N$ interaction, more data and more advanced analysis techniques like the introduced PWA are certainly needed.

Acknowledgements

The authors kindly thank F. Beaujean for the discussion on statistical analysis. The HADES Collaboration gratefully acknowledges the support by the grants: PTDC/FIS/113339/2009 LIP Coimbra, NCN Poland, 2013/10/M/ST2/00042, Helmholtz Alliance HA216/EMMI GSI Darmstadt, VH-NG-823, Helmholtz Alliance HA216/EMMI TU Darmstadt, 283286, 05P12CRGHE HZDR Dresden, Helmholtz Alliance HA216/EMMI, HIC for FAIR (LOEWE), GSI F&E Goethe-University, Frankfurt VH-NG-330, BMBF 06MT7180 TU München, Garching BMBF: 05P12RGGHM JLU Giessen, Giessen UCY/3411-23100, University Cyprus CNRS/IN2P3, IPN Orsay, Orsay MSM T LG 12007, AS CR M100481202, GACR 13-06759S NPI AS CR, Rez EU Contract No. HP3-283286.

References

- [1] N. Kaiser, P. Siegel, W. Weise, Nucl. Phys. A 594 (1995) 325.
- [2] E. Oset, A. Ramos, Nucl. Phys. A 635 (1998) 99.

- [3] M. Lutz, E. Kolomeitsev, Nucl. Phys. A 700 (2002) 193.
- [4] Y. Nogami, Phys. Lett. 7 (1963) 288.
- [5] A.D. Martin, Nucl. Phys. B 179 (1981) 33.
- [6] M. Bazzi, et al., Phys. Lett. B 704 (2011) 113.
- [7] A. Gal, arXiv:1011.6322, 2010.
- [8] A. Gal, Nucl. Phys. A 914 (2013) 270.
- [9] T. Yamazaki, Y. Akaishi, Phys. Lett. B 535 (2002) 70.
- [10] Y. Akaishi, T. Yamazaki, Phys. Rev. C 65 (2002) 044005.
- [11] N. Shevchenko, A. Gal, J. Mares, Phys. Rev. Lett. 98 (2007) 082301.
- [12] Y. Ikeda, T. Sato, Phys. Rev. C 76 (2007) 035203.
- [13] S. Wycech, A.M. Green, Phys. Rev. C 79 (2009) 014001.
- [14] M. Faber, A. Ivanov, P. Kienle, J. Marton, M. Pitschmann, Int. J. Mod. Phys. E 20 (2011) 1477.
- [15] N. Barnea, A. Gal, E. Liverts, Phys. Lett. B 712 (2012) 132.
- [16] A. Dote, T. Hyodo, W. Weise, Phys. Rev. C 79 (2009) 014003.
- [17] Y. Ikeda, H. Kamano, T. Sato, Prog. Theor. Phys. 124 (2010) 533.
- [18] M. Bayar, E. Oset, Nucl. Phys. A 883 (2012) 57.
- [19] J. Revai, N. Shevchenko, Phys. Rev. C 90 (2014) 034004.
- [20] D. Kaplan, A. Nelson, Phys. Lett. B 175 (1986) 57.
- [21] A.E. Nelson, D.B. Kaplan, Phys. Lett. B 192 (1987) 193.
- [22] P. Demorest, T. Pennucci, S. Ransom, M. Roberts, J. Hessels, Nature 467 (2010) 1081.
- [23] J. Antoniadis, et al., Science 340 (2013) 6131.
- [24] P. Char, S. Banik, Phys. Rev. C 90 (2014) 015801.
- [25] T. Kishimoto, Phys. Rev. Lett. 83 (1999) 4701.
- [26] M. Agnello, et al., FINUDA Collaboration, Phys. Rev. Lett. 94 (2005) 212303.
- [27] G. Bendiscioli, et al., Nucl. Phys. A 789 (2007) 222.
- [28] T. Yamazaki, et al., Phys. Rev. Lett. 104 (2010) 132502.
- [29] P. Kienle, et al., Eur. Phys. J. A 48 (2012) 183.
- [30] V. Magas, E. Oset, A. Ramos, H. Toki, Phys. Rev. C 74 (2006) 025206.
- [31] A. Ramos, V. Magas, E. Oset, H. Toki, Eur. Phys. J. A 31 (2007) 684.
- [32] J. Mares, E. Friedman, A. Gal, Nucl. Phys. A 770 (2006) 84.
- [33] G. Pandejee, N. Upadhyay, B. Jain, Phys. Rev. C 82 (2010) 034608.
- [34] S. Piano, Nucl. Phys. A 835 (2010) 35.
- [35] A. Tokiyasu, et al., LEPS Collaboration, Phys. Lett. B 728 (2014) 616.
- [36] T. Hashimoto, et al., J-PARC E15 Collaboration, arXiv:1408.5637, 2014.
- [37] Y. Ichikawa, et al., arXiv:1411.6708, 2014.
- [38] A.O. Tokiyasu, LEPS Collaboration, PoS Hadron2013 (2013) 180.
- [39] T. Yamazaki, Y. Akaishi, Phys. Rev. C 76 (2007) 045201.
- [40] G. Agakishiev, et al., HADES Collaboration, Phys. Rev. C 87 (2013) 025201.
- [41] W. Cleland, et al., Nucl. Phys. B 239 (1984) 27.
- [42] M. Abdel-Bary, et al., COSY-TOF Collaboration, Eur. Phys. J. A 46 (2010) 27.
- [43] S. Abd El-Samad, et al., COSY-TOF Collaboration, Phys. Lett. B 632 (2006) 27.
- [44] S. Abd El-Samad, et al., TOF Collaboration, Phys. Lett. B 688 (2010) 142.
- [45] E. Epple, HADES Collaboration, PoS BORMIO2012 (2012) 016.
- [46] L. Fabbietti, et al., HADES Collaboration, Nucl. Phys. A 914 (2013) 60.
- [47] A. Anisovich, A. Sarantsev, Eur. Phys. J. A 30 (2006) 427.
- [48] A. Anisovich, V. Anisovich, E. Klempt, V. Nikonov, A. Sarantsev, Eur. Phys. J. A 34 (2007) 129.
- [49] G. Agakishiev, et al., HADES Collaboration, Eur. Phys. J. A 41 (2009) 243.
- [50] K. Ermakov, et al., Eur. Phys. J. A 47 (2011) 159.
- [51] A. Anisovich, E. Klempt, A. Sarantsev, U. Thoma, Eur. Phys. J. A 24 (2005) 111.
- [52] J. Beringer, et al., Particle Data Group, Phys. Rev. D 86 (2012) 010001.
- [53] E. Epple, HADES Collaboration, EPJ Web Conf. 81 (2014) 02005.
- [54] E. Epple, et al., HADES Collaboration, PoS BORMIO2014 (2014) 049.
- [55] G. Agakishiev, et al., HADES Collaboration, Phys. Rev. C 85 (2012) 035203.
- [56] T. Junk, Nucl. Instrum. Methods A 434 (1999) 435.
- [57] A.L. Read, CERN-OPEN-2000-205, 2000.
- [58] A.L. Read, J. Phys. G 28 (2002) 2693.