

CrossMark  
click for updates

# Synthesis of single-site copper catalysts for methane partial oxidation†

S. Grundner, W. Luo, M. Sanchez-Sanchez\* and J. A. Lercher\*

Cite this: *Chem. Commun.*, 2016, 52, 2553Received 8th October 2015,  
Accepted 23rd December 2015

DOI: 10.1039/c5cc08371k

www.rsc.org/chemcomm

**Cu-Exchanged zeolites are known as active materials for methane oxidation to methanol. However, understanding of the formation of Cu active species during synthesis, dehydration and activation is fragmented and rudimentary. We show here how a synthesis protocol guided by insight in the ion exchange elementary steps leads to highly uniform Cu species in mordenite (MOR).**

Cu-Exchanged zeolites have attracted broad attention since the discovery of their high NO decomposition activity in 1986,<sup>1</sup> and their high selectivity for the partial oxidation of methane to methanol in 2005.<sup>2</sup> Numerous publications on the speciation of Cu in zeolites with different topologies exemplify the relevance of the structure of the Cu ions and/or Cu–O clusters for catalytic applications.<sup>3–5</sup> However, the formation of Cu spectators, often quantitatively more abundant than the active species, hampers the identification of active sites and impedes a rigorous comparison of activities among Cu–zeolite materials from different sources.

Commonly, the Na-exchanged form of zeolites is used for the preparation of transition metal exchanged zeolite catalysts, because of the more straightforward control of the synthesis parameters. However, we have recently obtained significantly higher methane oxidation activities than previous reports, when Cu was exchanged on H-MOR instead of on Na-MOR.<sup>6,7</sup> It should be noted in passing that also other authors have reported remarkable differences in the activity of Cu-MOR in presence of Na<sup>+</sup> in the zeolite structure.<sup>8</sup>

In this contribution, we explore, therefore, the impact of gradual Cu<sup>2+</sup> ion exchange on the formation of charged Cu oxide (Cu–oxo) complexes during thermal activation in Cu-exchanged mordenite. The effect of alkali and alkaline earth cations (co-cations) and the pH during ion exchange were also

quantitatively explored in order to control the formation and nuclearity of Cu–oxo clusters active for methane partial oxidation at low temperatures.

Cu-MOR with different Cu/Al ratios were prepared by ion exchange of H-MOR or Na-MOR respectively with Cu<sup>2+</sup> in aqueous phase at ambient temperature. The Brønsted acidic form of MOR, H-MOR, was obtained before by calcination of zeolite NH<sub>4</sub>-MOR (Clariant, Si/Al = 11) in synthetic air, while Na-MOR was synthesized by exchange of H-MOR with NaNO<sub>3</sub>. Independently of the anion, identical Cu<sup>2+</sup> exchange degrees and methane oxidation activities were obtained as long as the solution was buffered to a pH of 5.7 during ion exchange. The zeolite was also exchanged with Cu<sup>2+</sup> ions in the presence of other cations (Na<sup>+</sup>, K<sup>+</sup>, Mg<sup>2+</sup>, Ca<sup>2+</sup>). The characterization of these materials is compiled in the ESI† (see Fig. S1 and Table S1). The concentration of active sites in Cu zeolites was quantified by the amount of products collected after a three-stage catalytic oxidation of methane as described in ESI† and in ref. 6. In this way, the specificity of ion exchange protocols for the sites responsible for oxidation of methane was evaluated (Fig. 1 and 2). In Fig. 1, it is seen that Cu<sup>2+</sup> ion exchange of H-MOR (CuH-MOR) yields the material with the highest activity per Cu in the in the zeolite. The stoichiometry of three Cu atoms to one methane molecule converted allowed us to conclude that a trinuclear Cu–oxo cluster was formed as active site in MOR.<sup>6</sup> The presence of alkali

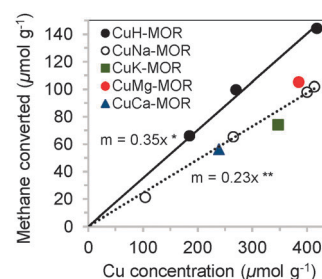


Fig. 1 Total methane yield versus Cu<sup>2+</sup> concentration for Cu-exchanged MOR with various co-cations. \*The slope of 0.35 indicates that ca. 3 Cu atoms are involved in the oxidation of one methane molecule.

Department of Chemistry and Catalysis Research Center,

Technische Universität München, Lichtenbergstr. 4, D-85747 Garching, Germany.

E-mail: m.sanchez@tum.de, Johannes.lercher@ch.tum.de; Tel: +49 89 289 13540

† Electronic supplementary information (ESI) available: Experimental section, elemental analysis, BET analysis, TEM images and acid site characterization of Cu-exchanged MOR samples. See DOI: 10.1039/c5cc08371k



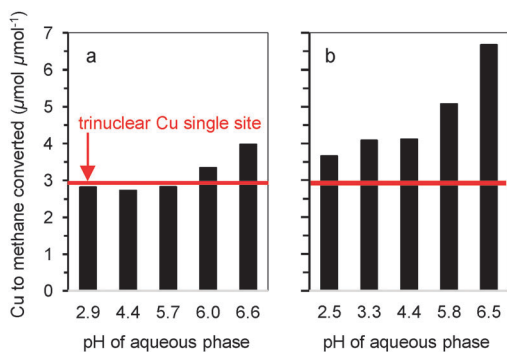


Fig. 2 Impact of pH during Cu-exchange on methane oxidation activity of MOR. Cu to oxidized methane ratio of (a) CuH-MOR and (b) CuNa-MOR.

cations (Na, K) or alkaline earth cations (Mg, Ca) drastically reduced this Cu efficiency to values of 5 Cu per oxidized methane, without affecting the selectivity to methanol (in the range 75–80% for all samples shown in Fig. 1).

While it has been experimentally established that the  $\text{Cu}^{2+}$  site active for partial methane oxidation is a multinuclear Cu site, oxide clusters containing more than three Cu cations show low selectivity towards methanol.<sup>6,7,9,10</sup> Thus, as a first boundary condition to form sites for methane partial oxidation selectively, the pH of ion exchange must be kept below 7 to avoid precipitation of  $\text{Cu}(\text{OH})_2$ .<sup>11</sup> Furthermore, the point of zero charge of the zeolite surface silanol groups is 6.0. Near and above this pH the deprotonation of SiOH and consequently the exchange with  $\text{Cu}^{2+}$  will occur,<sup>12</sup> which also leads to the formation of nano-sized CuO particles during calcination. The formation of such undesirable CuO species was detected by transmission electron microscopy (see Fig. S2 in the ESI†) for those samples prepared exceeding the upper pH limit of 6.0. On the other hand, to maximize the formation of copper active dimers and/or trimers, a high concentration of Brønsted acid sites (BAS) must be exchanged with  $\text{Cu}^{2+}$ . Therefore, also too low pH is not ideal, because it reduces the exchangeability of BAS.

Considering these boundary conditions, ion exchange of BAS protons was maximized without formation of large copper oxide species by buffering the exchange solution to pH 5.7. Hydrolysis and back-exchange (with  $\text{NaNO}_3$ ) was used to probe quantitatively the nature of the Cu species. All Cu (irrespective of whether it is a monomer, a dimer or a trimer) coordinated to framework Al tetrahedra is readily exchangeable with other mono- and divalent cations in water. In contrast, CuO or  $\text{Cu}(\text{OH})_2$  nanoparticles or clusters cannot be hydrolyzed and are not back-exchanged in consequence. This allows the quantitative differentiation of CuO or  $\text{Cu}(\text{OH})_2$  from the ion exchanged species by chemical analysis of the material after back-exchange. Since all  $\text{Cu}^{2+}$  was back-exchanged for  $\text{Na}^+$  in Cu-MOR samples prepared at  $\text{pH} < 6$  (see Table S2 and Section S2 in the ESI†), we are able to rule out the presence of surface copper oxide aggregates. Thus, the efficiencies reported in Fig. 1 are solely related to well-defined Cu species in the zeolite micropores.

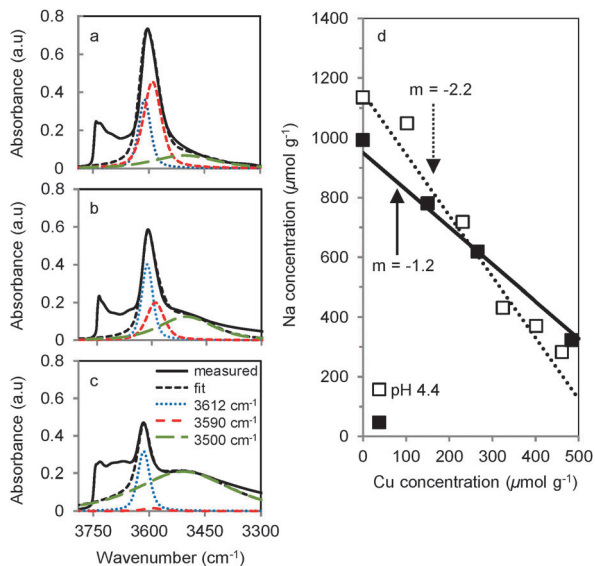
The constant ratio of methane oxidized in relation to Cu present in CuH-MOR indicates that this synthetic approach

leads to the formation of a single site catalyst. The stoichiometry of Cu to activated methane of 3:1 in all CuH-MOR materials is in accordance with the previously established single-site trinuclear copper oxygen cationic cluster in MOR for oxidation of methane to methanol.<sup>6</sup> The presence of other cations did not affect the selectivity to methanol but caused a lower concentration of Cu in such sites (lower Cu efficiency), *i.e.*, about 25% of Cu sites became inactive (Fig. 1). In order to understand the role of other cations hindering the formation of the Cu active species, a series of CuH-MOR and CuNa-MOR materials were prepared by ion exchange at different pH, but with the same Cu concentrations (0.01 M). There were no significant changes in the selectivity to form these cationic clusters for Cu-exchanged H-MOR prepared in the pH range 2–6 (Fig. 2a), *i.e.*, all Cu was present in trinuclear Cu-oxide clusters. In contrast, the pH during  $\text{Cu}^{2+}$  exchange on Na-MOR had a significant impact on the activity for methane oxidation (Fig. 2b). Cu efficiency decreased substantially with increasing pH, pointing to Cu cations not participating in methane oxidation. The loading of Cu (active and inactive) increased with increasing pH regardless of the co-cation. It is hypothesized that this increase is associated with the shift of the hydrolysis equilibrium from divalent  $[\text{Cu}(\text{H}_2\text{O})_6]^{2+}$  to monovalent  $[\text{Cu}(\text{H}_2\text{O})_5\text{OH}]^+$ .<sup>13</sup> This indicates that the latter species is predominantly exchanged in aqueous ion-exchange of zeolites at relatively high pH values.<sup>14</sup>

The high uniformity of Cu species formed in CuH-MOR in a broad range of pH is in contrast to the heterogeneity of Cu species that is inferred from the different Cu to methane stoichiometries, observed when co-cations are present. The self-organization of  $\text{Cu}^{2+}$  to a uniform oxygen containing cluster in H-MOR points to a high mobility of  $\text{Cu}^{2+}$  during thermally induced dehydration and oxidation. The hydrated  $\text{Cu}^{2+}$  cations predominant at low pH ( $[\text{Cu}(\text{H}_2\text{O})_6]^{2+}$ ), which balance the negative charge of two Al-oxygen tetrahedra, are transformed by dissociation of one water molecule to  $[\text{Cu}(\text{H}_2\text{O})_x\text{OH}]^+$ , which balances the negative charge of only one Al-oxygen tetrahedron.<sup>15</sup> The simultaneously formed  $\text{H}^+$  also balances the negative charge of one Al-oxygen tetrahedron. Infrared spectra of adsorbed pyridine as well as adsorption and desorption of  $\text{NH}_3$  confirmed this hypothesis by quantitatively showing the formation of one BAS per incorporated  $\text{Cu}^{2+}$  for a series of CuNa-MOR exchanged at pH 4 (see Fig. S3 and S4 in the ESI†). Consequently, regardless of the hydrolysis equilibrium in aqueous phase, a population of monovalent  $[\text{Cu}-\text{OH}]^+$  species attached to framework Al sites are formed during thermal activation. Such species have the potential to transform to multinuclear Cu-oxo clusters *via* condensation with an adjacent  $[\text{Cu}-\text{OH}]^+$  forming a  $\mu$ -oxo bridge between  $\text{Cu}^{2+}$  cations.<sup>16,17</sup>

In order to understand the lower concentrations of Cu sites active for the selective oxidation of methane in CuNa-MOR compared to CuH-MOR and their consistently lower concentration as the pH increases, the location of  $\text{Na}^+$  in the parent Na-MOR and its exchange for  $\text{Cu}^{2+}$  was investigated in detail. The initial position of  $\text{Na}^+$  and the position of  $\text{Cu}^{2+}$  after ion exchange are given by the location of the exchange sites. The concentration of these sites was determined by chemical analysis





**Fig. 3** Deconvoluted infrared spectra of the OH stretching vibrations of (a) H-MOR, (b) Cu-HMOR with Cu/Al 0.3 and (c) Na-MOR with Na/Al 0.6 after activation at 450 °C. BAS are deconvoluted in bands attributed to main channel OH (3612 cm<sup>-1</sup>), side pocket OH (3590 cm<sup>-1</sup>) and perturbed OH stretching vibrations (3500 cm<sup>-1</sup>). (d) Na<sup>+</sup> concentrations in CuNa-MOR prepared at different pH as a function of Cu loading.

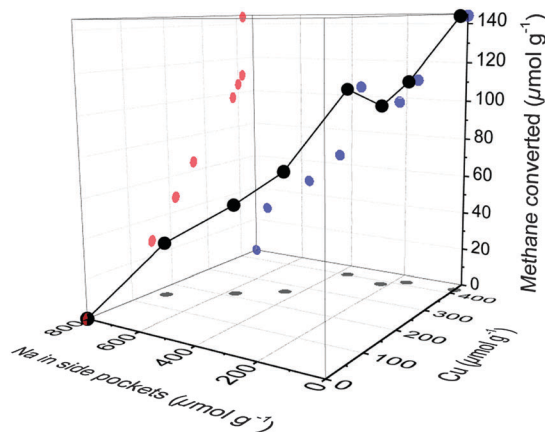
of Na<sup>+</sup> content on a fully exchanged Na-MOR. This value is correlated to the total intensity of the OH band characteristic of BAS in a Na<sup>+</sup> free H-MOR. For MOR, this IR band is composed of two contributions, because the wave-number of the O-H stretching band is slightly different for protons in the 12-MR main channels and for protons in the 8-MR pockets. Finally, the concentration of protons in each of these locations was quantified *via* adsorption of hexane and pyridine, which are probe molecules with different accessibility to the sites (see Table S3 in the ESI<sup>†</sup>).<sup>6,18</sup>

The coordination sites occupied by Cu<sup>2+</sup> and Na<sup>+</sup> were deduced by determining the concentration and location of the bridging OH groups before (Fig. 3a) and after the ion exchange with Cu<sup>2+</sup> and Na<sup>+</sup> leading to Cu-, Na- and CuNa-MOR. After exchange of H-MOR with Cu<sup>2+</sup> and subsequent activation in O<sub>2</sub>, only H<sup>+</sup> located in the 8-MR pore mouth of the side pockets in MOR were consumed (Fig. 3b and Fig. S5 in the ESI<sup>†</sup>). In addition, Na<sup>+</sup> was found to exchange preferentially at sites in the side pockets (Fig. 3c), in good agreement with previous reports.<sup>19</sup> Thus, it is concluded that independent of the location of the cations during ion exchange, in the final stage of dehydration and thermal activation Na<sup>+</sup> is competing with Cu<sup>2+</sup> for framework Al-O tetrahedra located in the side pockets. Therefore, we attribute the lower activity of CuNa-MOR compared to CuH-MOR to a competition of Na for those T-sites required to host the active Cu-oxo cluster.

When exchanging Cu<sup>2+</sup> on Na-MOR the Na<sup>+</sup> concentration in the zeolite decreased linearly with increasing Cu<sup>2+</sup> loading, which demonstrates that all Cu<sup>2+</sup> introduced into the samples gradually exchanged for Na<sup>+</sup> at the preferred 8-MR sites (Fig. 3d). The slope of 2.2 for the series prepared by ion exchange at pH 4.4,

indicates that one Cu<sup>2+</sup> substituted two Na<sup>+</sup> cations. This confirms the formation of [Cu(H<sub>2</sub>O)<sub>6</sub>]<sup>2+</sup> species balancing the negative charges of two Al-O tetrahedra. In contrast, Cu-exchanged Na-MOR prepared at pH 5.7 showed a slope of 1.2 indicating that a monovalent [Cu(H<sub>2</sub>O)<sub>5</sub>OH]<sup>+</sup> species is replacing one Na<sup>+</sup> at one framework Al-O tetrahedron. Therefore, the relative higher catalytic efficiency of CuNa-MOR samples prepared at low pH is attributed to the exchange of two Na<sup>+</sup> for divalent [Cu(H<sub>2</sub>O)<sub>6</sub>]<sup>2+</sup> allowing a more efficient elimination of competing Na<sup>+</sup> cations.

Active Cu clusters currently proposed in literature consist of 2 or 3 Cu atoms interconnected by μ-oxo bridges and attached to two framework Al in the 8-MR pore mouth of the side pockets.<sup>6,20</sup> It has been observed by IR that the protons present, *e.g.*, in CuNa-MOR samples are mainly located in the 12-MR channel (see Table S4 in the ESI<sup>†</sup>). Thus, the concentrations of co-cations left occupy the exchange positions in the side pockets that are not occupied by Cu species. This is illustrated in Fig. 4, where the methane converted is represented *vs.* the concentration of Cu<sup>2+</sup> and of Na<sup>+</sup> in the side pockets (details are given in the ESI<sup>†</sup>). The competition of Na<sup>+</sup> (or other co-cations) and Cu<sup>2+</sup> for the thermodynamically most stable cationic positions in MOR reduces the statistical occupancy of vicinal Cu<sup>2+</sup> in the side pockets and, therefore, the probability of [CuOH]<sup>+</sup> exchanged species to form a multinuclear Cu-oxo-site. While in Fig. 1 it could be seen that samples containing the same concentration of Cu (*ca.* 400 μmol g<sup>-1</sup>) were significantly less active if a co-cation is present, in Fig. 4 it is clear that such effect is related to the presence of different concentrations of Na<sup>+</sup> in the side pockets. In other words, the decrease of the activity observed in CuX-MOR samples (X = Na, K, Mg and Ca) is caused by the formation of inactive isolated Cu<sup>2+</sup> in those side pockets that are partially occupied by Na<sup>+</sup>. Thus, we hypothesize that the formation of active Cu-oxo clusters requires the exchange of at least two Cu ions in two Al sites of the same 8-MR. For the formation of the highly efficient [Cu<sub>3</sub>O<sub>3</sub>]<sup>2+</sup> cluster reported for CuH-MOR, a third Cu in the vicinity is required to react with the two Cu<sup>2+</sup> located in the side pockets. We conclude, therefore, that the presence of other cations significantly decreases the probability



**Fig. 4** Methane converted as a function of Cu concentration and Na concentration in the 8-MR side pockets.



of self-assembly of di- and trinuclear copper oxo clusters active for methane oxidation. It has been observed that the active Cu-oxo clusters are redistributed to an inactive state during methanol extraction. Thus, even controlling the synthesis of single active sites in Cu-MOR, would not suffice, if the sites do not reform during regeneration. Activity in partial oxidation of methane was measured, therefore, for several consecutive cycles with CuNa-MOR and CuH-MOR materials (see Fig. S6 in the ESI†). Despite the hydrolysis of the active site and the expected mobility of Cu<sup>2+</sup> exchanged species upon contact with water, the catalytic activity remained stable over 3 cycles. Thus, an identical concentration of active sites is formed in each subsequent thermal activation. This indicates that the final sitting of Na<sup>+</sup> and Cu<sup>2+</sup> in dehydrated MOR is thermodynamically determined and only depends on the concentration of both cations in the exchanged material.

From the results presented here, the remarkably higher selectivity to form cationic trinuclear Cu-oxo clusters and the constant methanol yield for samples prepared from H-MOR is attributed to the absence of elements hindering the formation of the active clusters. Formation of unselective CuO large clusters was avoided by limiting the pH below the point of zero charge of the zeolite surface silanol groups. The presence of Na<sup>+</sup> or other alkali and alkaline earth cations competing for the exchange positions preferred by Cu<sup>2+</sup> leads to a heterogeneous speciation of Cu. Depending on the abundance of the co-cations in the side pockets, tri-, di or mononuclear Cu-oxo sites will be formed. Cu monomers are inactive in methane oxidation, while both  $\mu$ -oxo Cu<sub>2</sub>O and Cu<sub>3</sub>O<sub>3</sub> clusters have been identified as active sites.<sup>6,9</sup> In fact, the presence of co-cations competing for the 8-MR side pocket sites would statistically shift the speciation of Cu towards dimers and inactive monomers. This model explains on the one hand the lower Cu efficiency of catalysts typically prepared with Na-MOR as starting material and, on the other hand, that *in situ* spectroscopy studies on such catalysts detected only a majority of Cu<sub>2</sub>O sites.<sup>2,10,20</sup>

The research was partly supported by the U.S. Department of Energy, Office of Basic Energy Sciences, Division of Chemical

Sciences under Award DE-SC0012702. It was also supported by the EU NEXT-GTL (Innovative Catalytic Technologies & Materials for Next Gas to Liquid Processes) project.

## Notes and references

- 1 M. Iwamoto, H. Furukawa, Y. Mine, F. Uemura, S. I. Mikuriya and S. Kagawa, *J. Chem. Soc., Chem. Commun.*, 1986, **16**, 1272.
- 2 M. H. Groothaert, P. J. Smeets, B. F. Sels, P. A. Jacobs and R. A. Schoonheydt, *J. Am. Chem. Soc.*, 2005, **127**, 1394.
- 3 J. H. Kwak, T. Varga, C. H. F. Peden, F. Gao, J. C. Hanson and J. Szanyi, *J. Catal.*, 2014, **314**, 83.
- 4 M. H. Groothaert, J. A. van Bokhoven, A. A. Battiston, B. M. Weckhuysen and R. A. Schoonheydt, *J. Am. Chem. Soc.*, 2003, **125**, 7629.
- 5 J. Dedecek, Z. Sobalik, Z. Tvaruzkova, D. Kaucky and B. Wichterlova, *J. Phys. Chem.*, 1995, **99**, 16327.
- 6 S. Grundner, M. A. C. Markovits, G. Li, M. Tromp, E. A. Pidko, E. J. M. Hensen, A. Jentys, M. Sanchez-Sanchez and J. A. Lercher, *Nat. Commun.*, 2015, **6**, 7546.
- 7 P. J. Smeets, M. H. Groothaert and R. A. Schoonheydt, *Catal. Today*, 2005, **110**, 303.
- 8 K. Narsimhan, V. K. Michaelis, G. Mathies, W. R. Gunther, R. G. Griffin and Y. Roman-Leshkov, *J. Am. Chem. Soc.*, 2015, **137**, 1825.
- 9 J. S. Woertink, P. J. Smeets, M. H. Groothaert, M. A. Vance, B. F. Sels, R. A. Schoonheydt and E. I. Solomon, *Proc. Natl. Acad. Sci. U. S. A.*, 2009, **106**, 18908.
- 10 E. M. C. Alayon, M. Nachtegaal, E. Kleymentov and J. A. van Bokhoven, *Microporous Mesoporous Mater.*, 2013, **166**, 131.
- 11 L. Hidmi and M. Edwards, *Environ. Sci. Technol.*, 1999, **33**, 2607.
- 12 M. Schreier, S. Teren, L. Belcher, J. R. Regalbutto and J. T. Miller, *Nanotechnology*, 2005, **16**, 582.
- 13 M. Lo Jacono, G. Fierro, R. Dragone, X. Feng, J. d'Itr and W. K. Hall, *J. Phys. Chem. B*, 1997, **101**, 1979.
- 14 M. Iwamoto, H. Yahiro, K. Tanda, N. Mizuno, Y. Mine and S. Kagawa, *J. Phys. Chem.*, 1991, **95**, 3727.
- 15 A. E. Hirschler, *J. Catal.*, 1963, **2**, 428.
- 16 S. C. Larsen, A. Aylor, A. T. Bell and J. A. Reimer, *J. Phys. Chem.*, 1994, **98**, 11533.
- 17 J. Valyon and W. K. Hall, *J. Phys. Chem.*, 1993, **97**, 7054.
- 18 F. Eder, M. Stockenhuber and J. A. Lercher, *J. Phys. Chem. B*, 1997, **101**, 5414.
- 19 V. A. Veeffkind, M. L. Smidt and J. A. Lercher, *Appl. Catal., A*, 2000, **194**, 319.
- 20 P. Vanelderben, B. E. R. Snyder, M.-L. Tsai, R. G. Hadt, J. Vancauwenbergh, O. Coussens, R. A. Schoonheydt, B. F. Sels and E. I. Solomon, *J. Am. Chem. Soc.*, 2015, **137**, 6383.

